



# 995V

## Vestibule Lock

Legge's 995V narrow stile mortice vestibule lock has been designed on the underlying successful design principles of the 990MF Series. Manufactured specifically to meet the requirements of the Australasian market, the 995V provides the specifier and end user with a combination lock for both metal and timber doors. The 995V is ideally suited for commercial and industrial applications where durability and security are of major importance.

The 995V has a high purity die cast zinc alloy case to provide rigidity and precision. Major internal components are made of either stainless steel or sintered steel/copper alloy to provide durability and strength.

The final product has been rigorously tested in accelerated wear tests and testimony to the quality of the 995MF Series is shown through the extensive use in the Australian and New Zealand markets.



## Features

- Designed to suit hollow stile metal door sections with internal depths from 39mm and narrow stile timber and french doors
- The multi-function case allows easy conversion of a vestibule lock function (inside handle free) to a combination lock function (both handles locked) by a simple external operation
- The reversible stainless steel latch adjusts for inwards/outwards opening and left/right hand without case disassembly
- The latch is deadlatched by a stainless steel sub-bolt that retracts automatically with the main latch
- The 995MF case will accept bolt-through fixing for 159mm vertical fixing door furniture such as the Legge 5300/5400 Series narrow stile furniture
- Follower will accept 7.6mm-8mm furniture spindles, with no adjustment necessary
- A threaded pin is used for secure cylinder retention
- Designed to be compatible with most electric strikes
- The 30 year warranty provides specifiers and users with assured quality and performance

# Specification guide

Function	Sub-function	Faceplate	Finish	Backset
Vestibule lock.....L9V	Vestibule lock.....V1(RH)/V2(LH) Double cylinder lock.....V7(RH)/V8(LH) Storeroom lock.....V9(RH)/V10(LH) Single action lock.....V11(RH)/V12(LH) Entrance lock.....V21(RH)/V22(LH) Office/classroom lock.....V31(RH)/V32(LH) Egress lock.....V41(RH)/V42(LH) Secure egress lock.....V49(RH)/V50(LH) Exit latch.....V55(RH)/V56(LH)	Metal fix (short).....blank Wood fix (long).....W	Satin Chrome Plate.....S  <b>Special Finishes:</b> Antique Bronze.....A Chrome Plate.....C Oil Rubbed Bronze.....ORB Polished Brass.....P Satin Black Chrome.....SBC Satin Brass.....SB Satin Black Unlacquered...SBU	23mm...standard 30mm.....30 38mm.....38

- Function**  
 Select the desired function e.g. Vestibule lock ..... L9V
- Sub-function**  
 Select the required sub-function e.g. V31 Office/classroom lock ..... L9V31
- Faceplate**  
 Select the desired faceplate e.g. Wood fix ..... L9V31W
- Finish**  
 Select the desired finish e.g. Satin chrome plate ..... L9V31WS
- Backset**  
 Select the desired backset e.g. 30mm ..... L9V31WS30

## Finish swatches



**SCP**

Satin Chrome Plate

## Special finish kits available

Kit includes outer forend, strike plate and fixing screws.



**ABZ**

Antique Bronze



**CP**

Chrome Plate




**ORB**

Oil Rubbed Bronze



**PB**

Polished Brass



**SBC**

Satin Black Chrome



**SB**

Satin Brass/Unlacquered

## Testing and Compliance



**Security:**

Rated S8 and SL8 for physical security, SC7-SC8 for cylinder security and K6 for keying security



**Corrosion:**

Rated C7 for corrosion



**Durability:**

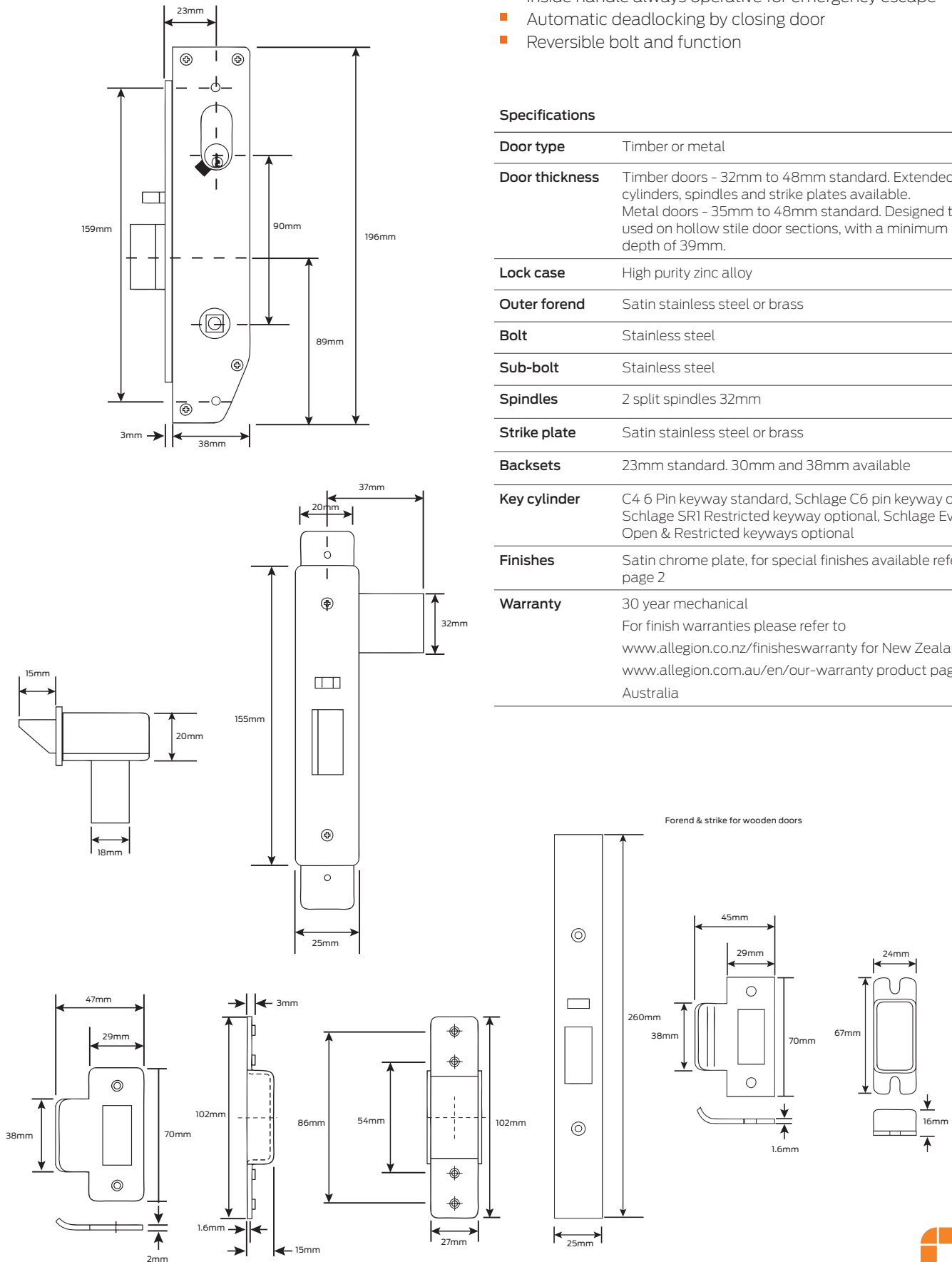
Rated D8 for durability

# Legge 995V Vestibule Lock

- Inside handle always operative for emergency escape
- Automatic deadlocking by closing door
- Reversible bolt and function

## Specifications

<b>Door type</b>	Timber or metal
<b>Door thickness</b>	Timber doors - 32mm to 48mm standard. Extended cylinders, spindles and strike plates available. Metal doors - 35mm to 48mm standard. Designed to be used on hollow stile door sections, with a minimum internal depth of 39mm.
<b>Lock case</b>	High purity zinc alloy
<b>Outer forend</b>	Satin stainless steel or brass
<b>Bolt</b>	Stainless steel
<b>Sub-bolt</b>	Stainless steel
<b>Spindles</b>	2 split spindles 32mm
<b>Strike plate</b>	Satin stainless steel or brass
<b>Backsets</b>	23mm standard. 30mm and 38mm available
<b>Key cylinder</b>	C4 6 Pin keyway standard. Schlage C6 pin keyway optional, Schlage SR1 Restricted keyway optional, Schlage Everest Open & Restricted keyways optional
<b>Finishes</b>	Satin chrome plate, for special finishes available refer to page 2
<b>Warranty</b>	30 year mechanical For finish warranties please refer to <a href="http://www.allegion.co.nz/finisheswarranty">www.allegion.co.nz/finisheswarranty</a> for New Zealand, or <a href="http://www.allegion.com.au/en/our-warranty">www.allegion.com.au/en/our-warranty</a> product pages for Australia



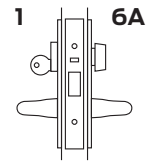
# Legge 995V Vestibule Lock

## Sub-function

## Cams and adaptors

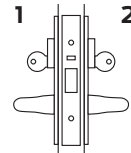
### V1 (RH) V2 (LH) - Vestibule lock

Outside: Key operates bolt at all times. Handle operative except when locked by inside turn  
 Inside: Turn locks and unlocks outside handle. Handle always operative



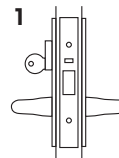
### V7 (RH) V8 (LH) - Double cylinder lock

Outside: Key retracts bolt at all times. Handle operative except when locked by inside key  
 Inside: Key locks and unlocks outside handle. Inside handle always operative



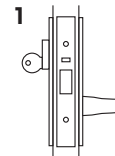
### V9 (RH) V10 (LH) - Storeroom lock

Outside: Key operates bolt at all times. Handle always inoperative  
 Inside: Handle always operative



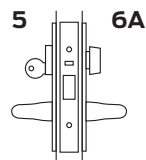
### V11 (RH) V12 (LH) - Single action lock

Outside: Key operates bolt at all times  
 Inside: Handle always operative



### V21 (RH) V22 (LH) - Entrance lock

Outside: Key locks or unlocks outside handle  
 Inside: Turn locks and unlocks outside handle. Inside handle always operative

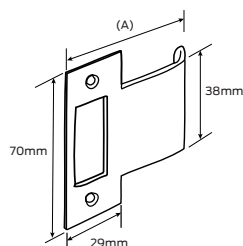


# Legge 995V Accessories

## Long lipped strike

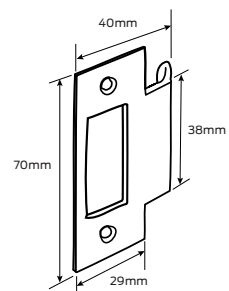
Strikes for non-standard wooden jambs. Available in 50mm, 60mm, 70mm, 80mm & 90mm (A)

**Finishes** Satin chrome plate, for special finishes available refer to page 2



## Short lipped strike

Strikes for non-standard jambs  
**Finishes** Satin chrome plate, for special finishes available refer to page 2



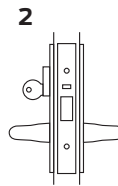
# Legge 995V Vestibule Lock

## Sub-function

## Cams and adaptors

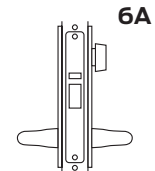
### V31 (RH) V32 (LH) - Office/classroom lock

Outside: Key locks and unlocks handle. Handle operative except when locked by outside key  
 Inside: Handle always operative



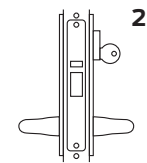
### V41 (RH) V42 (LH) - Egress lock

Outside: Handle operative except when locked by inside turn  
 Inside: Turn locks and unlocks outside handle. Inside handle always operative



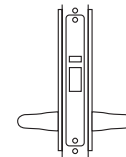
### V49 (RH) V50 (LH) - Secure egress lock

Outside: Handle operative except when locked by inside key  
 Inside: Key locks and unlocks outside handle. Inside handle always operative



### V55 (RH) V56 (LH) - Exit latch

Outside: Handle always inoperative  
 Inside: Handle always operative



# Legge 995V Cams and cam adaptors

1



2



5



6A (with adaptor)

