



990 V

Vestibule Lock

Legge's 990 V Vestibule Mortice Lock has been designed specifically to meet the requirements of the Australasian market. The 990 V is ideally suited for commercial, industrial, institutional and government buildings, where durability and security are of major importance. The 990 V has a high purity die cast zinc alloy case to provide rigidity and precision. Major internal components are made of either stainless steel or sintered steel/copper alloy to provide durability and strength.



Features

- Multi-function case allows easy conversion of a vestibule lock function (inside handle free) to a combination lock function (both handles locked) by a simple external operation
- Reversible stainless steel latch adjusts for inwards/outwards opening and left/right hand without case disassembly
- Standard lock suitable for doors 32mm to 50mm thick. Extended cylinders, spindles and strike plates available to accommodate thicker doors and wider jambs
- 990MF case will accept bolt-through fixing for 50.8mm diagonal and 38mm-41mm horizontal fixing door furniture
- Follower will accept 7.6mm-8mm furniture spindles, with no adjustment necessary
- A threaded pin is used for secure cylinder retention
- Designed to be compatible with FES20M and FES90M-P electric strikes


Warranties	
Mechanical	30 years

Specification guide

Function	Sub-function	Finish	Backset
Combination lock.....L9V	Vestibule lock.....V1(RH)	Antique Bronze.....ABZ	60mm.....refer to Legge 991
	Exterior and exit lock.....V7(RH)	Chrome Plate.....CP	70 mm.....70
	Storeroom lock.....V9(RH))	Oil Rubbed Bronze.....ORB	89 mm.....89
	Vestibule lock.....V21(RH))	Polished Brass.....PB	127mm.....127
	Anti-lockout Lock.....V25(RH)/V26(LH)	Satin Black Chrome.....SBC	
	Office/classroom locking latch.....V31(RH)	Satin Brass.....SB	
	Exterior and exit lock.....V41(RH)	Satin Black Unlacquered.....SBU	
	Exterior and exit lock.....V49(RH)	Satin Chrome Plate.....SCP	
	Exit latch.....V55(RH)		

- Function**
Select the desired function e.g. Vestibule lock.....L9V
- Sub-function**
Select the required sub-function e.g., V31 Office/classroom locking latch.....L9V31
- Finish**
Select the desired finish e.g., Satin chrome plate.....L9V31SCP
- Backset**
Nominate non-standard backset e.g., 70mm.....L9V31SCP70

Finishes



Testing and Compliance



Security:
Rated S8 and SL8 for physical security, SC7-SC8 for cylinder security and K6 for keying security

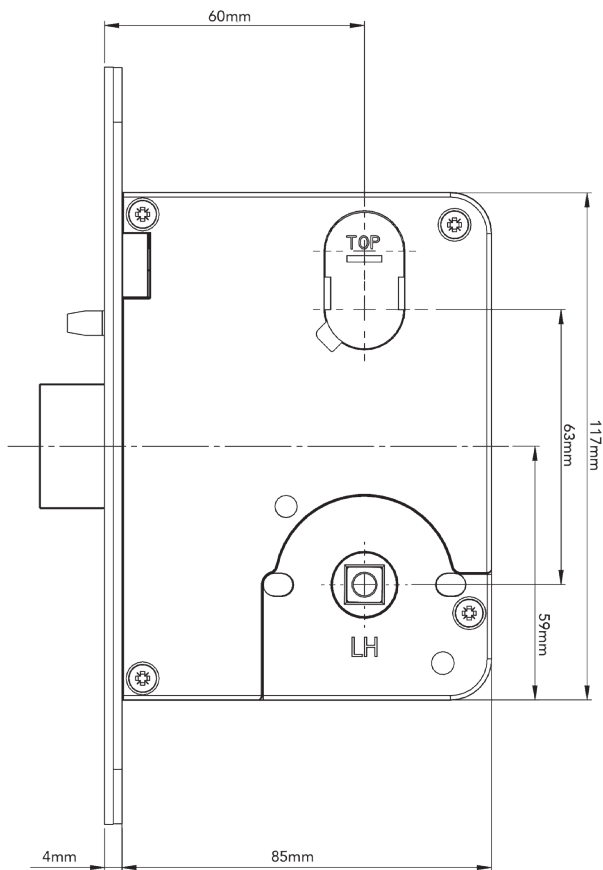


Corrosion:
Rated C7 for corrosion



Durability:
Rated D8 for durability

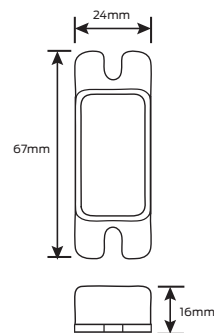
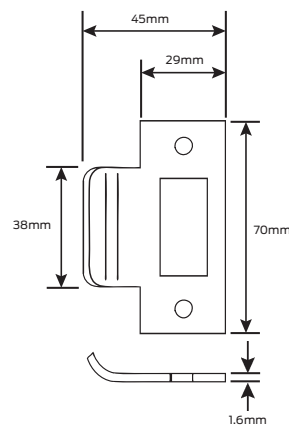
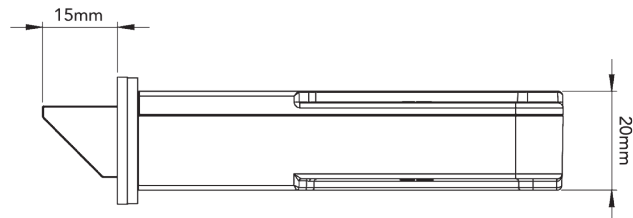
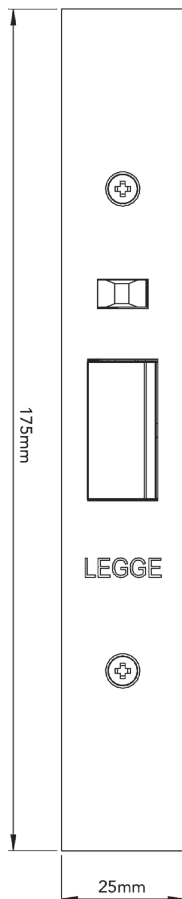
Legge 990 V Vestibule Lock



- Key or turn locks or unlocks external handle, internal handle always free
- Deadlatching engages when door is in closed position
- Reversible bolt for handing

Specifications

Door type	Timber or metal
Door thickness	32mm to 50mm standard, extended cylinders, spindles and strike plates available to accommodate thicker doors
Lock case	High purity zinc alloy
Outer forend	Stainless steel or brass
Inner forend	Stainless steel
Bolt	Stainless steel
Sub-bolt	Stainless steel
Spindles	2 split spindles 32mm
Strike plate	Stainless steel or brass 45mm standard. 40mm, 50mm, 60mm, 70mm, 80mm & 90mm available
Backsets	60mm (refer to legge 991), 70mm, 89mm and 127mm available
Key cylinder	C4 6 Pin keyway standard, Schlage C6 pin keyway optional, Schlage SR1 Restricted keyway optional, Schlage Everest Open & Restricted keyways optional



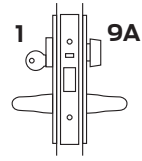
Legge 990 V Series Vestibule Lock

Sub-function

Cams and adaptors

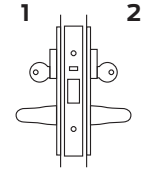
V1 - Vestibule lock

Outside: Key operates bolt at all times. Handle operative except when locked by inside turn
Inside: Turn locks and unlocks outside handle. Handle always operative



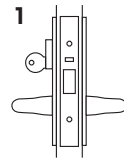
V7 - Exterior & exit lock

Outside: Key operates bolt at all times. Handle operative except when locked by inside key
Inside: Key locks and unlocks outside handle. Handle always operative



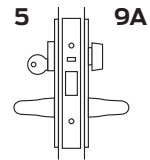
V9 - Storeroom lock

Outside: Key operates bolt at all times. Handle always inoperative
Inside: Handle always operative



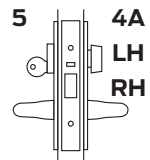
V21 - Vestibule lock

Outside: Operative except when locked by outside key or inside turn
Inside: Turn locks and unlocks outside handle. Handle always operative



V25 (RH) V26 (LH) - Anti-lockout Lock

Outside: Key locks and unlocks handle. Handle operative except when locked by outside key or inside turn. Closing door or operating inside handle will unlock mechanism and make the outside handle operative
Inside: Turn locks and unlocks outside handle. Handle always operative

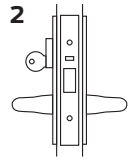


Legge 990 V Series Vestibule Lock

Sub-function

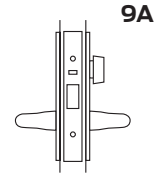
V31 - Office/classroom locking latch

Outside: Key locks and unlocks handle. Handle operative except when locked by outside key
Inside: Handle always operative



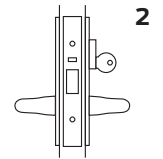
V41 - Exterior & exit lock

Outside: Handle operative except when locked by inside turn
Inside: Turn locks and unlocks outside handle. Inside handle always operative



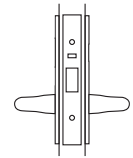
V49 - Exterior & exit lock

Outside: Handle operative except when locked by inside key
Inside: Key locks and unlocks outside handle. Inside handle always operative

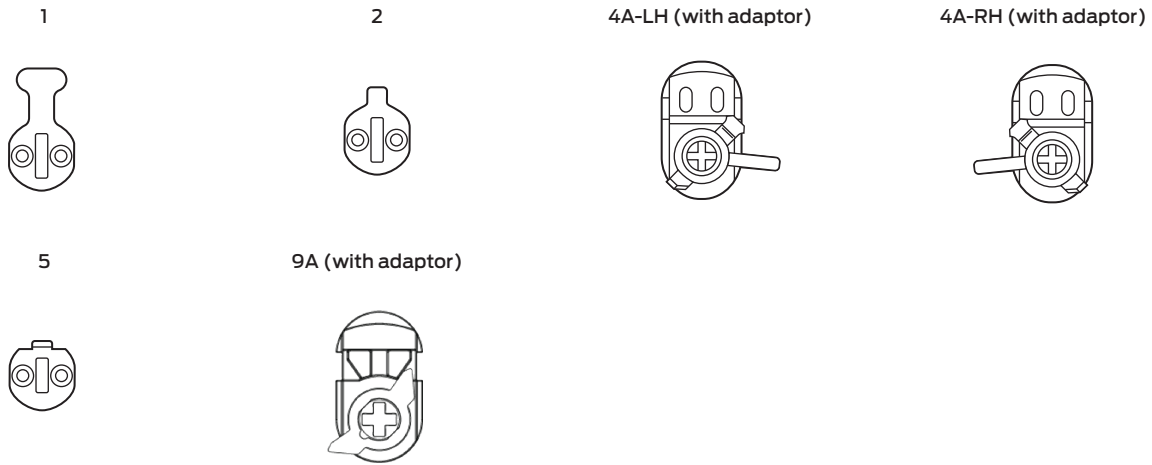


V55 (RH) V56 (LH) - Exit latch

Outside: Handle always inoperative
Inside: Handle always operative



Legge 990 V Cams and Cam Adaptors

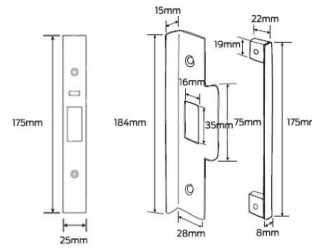


Legge 990MF Series accessories

R13 Rebate kit

This kit adapts latches and strikes for 13mm rebated door preparations

Finishes: Satin Stainless Steel or for special finishes available, refer to page 2



Non-standard strikes

Component Variants		
Description	A	B
LL40 Ext Striker	40	32
LL50 Ext Striker	50	42
LL60 Ext Striker	60	52
LL70 Ext Striker	70	62
LL80 Ext Striker	80	72
LL90 Ext Striker	90	82

