



Latch Back

Door holders







Floor or wall mounted latch-back door holders made of solid brass with satin chrome finish.

Features

- Floor mounted door holders are available in two sizes: 100mm and 175mm
- Wall mounted door holder is 90mm in overall length (engages at 85mm)

Warranties	
Mechanical	10 years

Specification guide

	Model	Size
	Wall mounted latch back DAXWMLB-4SCP	90mm (engages at 85mm)
	Floor mounted latch back DAXFMLB-6SCP	100mm
	Floor mounted latch back DAXFMLB-10SCP	175mm
	Latch back round door stop SDC19035	85mm

Finish



SCP

Satin Chrome
Plate

Specifications

Door type Timber

Material Solid brass