

OEM Product Guide 2025



About Allegion

At Allegion, we help keep people safe and secure where they live, learn, work and connect. With more than 30 brands sold in almost 130 countries across the globe, we specialise in security around the doorway and beyond: everything from residential and commercial locks, door closer and exit devices, sliding and folding door hardware to electronic access control.

At the core of our \$3.8 billion business is the knowledge and experience of the 12,000+ dedicated employees behind our brands. We help our customers navigate their toughest security challenges, and we help builders and property owners differentiate themselves by providing innovative and secure solutions. Operational excellence is a key part of what we do for our customers, and is a focus for our employees. Our trained specification writers and experts not only help our customers adhere to codes and standards – we help advocate for and raise those security standards in the first place, in markets around the world.

While mechanical hardware is the foundation of our business and will always be at the core of what we do, we recognize that the future of the security industry lies in addressing the needs of an increasingly connected world. Electronic solutions don't replace our mechanical products – they make them more powerful. That's why our core strength in mechanical security, when combined with digital, mobile and interconnected electronic solutions – and our expertise in style and design – makes us a leader in our markets.



Austral Lock



Brio



Briton



Gainsborough



LEGGE



SCHLAGE



ALLEGION™



Austral Lock

BY GAINSBOROUGH



Image: Forge sliding security and surface mount patio

General Information

Finishes

The finishes available and relevant finish codes are as follows

Stocked powder coat colours

ANGR	Anotec Dark Grey	NOTR	Notre Dame Grey
APO	APO Grey	PBRK	Paperbark
BACE	Black Ace	GS	Precious Bronze Pearl
BLST	Black	PSIL	Precious Silver Pearl
BR	Brown	PRGL	Primrose
DPOC	Deep Ocean Blue	PTST	Pottery
DSST	Doeskin	SBMT	Stone Beige
DUNE	Dune Matt	SCA	Silver Clear Anotec
HG	Hawthorn Green	SFM	Surf Mist
JASP	Jasper Satin	WBIR	White Birch
MAG	Magnolia	WDGR	Woodlands Grey
MON	Monument	WHGL	White Gloss

Note: More than 200 colours available from Dulux® and Interpon® ranges. Non-stocked colours are priced upon quote and may attract an increase in cost and lead time. Powder coat finishes will be Interpon® powder coat unless otherwise specified.

Index

Product Range

Sliding Patio Doors

Surface Mount Locks

Au10	Forge Series
Au11	Yarra View Series (Edge)
Au12	Yarra View Series (Curve)
Au13	Yarra View Series (Slim)
Au14	Yarra View Series (Cylinders & Alternative Hardware)
Au15	Yarra View Series (Accessories)
Au16	Yarra Ridge Series (Standard D Pulls)
Au17	Yarra Ridge Series (Cylinders & Alternative Hardware)
Au18	Yarra Ridge Series (Accessories)
Au19	Yarra Horizon (Deadlock No Cylinder, Double Cylinder)
Au20	Yarra Horizon (Cylinders)

Mortice Locks

Au21	Forge Series
Au22	Verta Series
Au23	Mortice Sliding Door Locks & Cylinders

Hinged Patio Doors

Au24	Forge Series
Au25	Aurora Series
Au26	Verta Series
Au27	Virtus Locks and Cylinders

Index

Product Range

Hinged Security Doors

Au28	Forge Series
Au29	Elegance (Deadlock)
Au30	Elegance (Accessories)
Au31	Elegance Push2Go
Au32	Ultimate (Deadlock)
Au33	Ultimate (Accessories)

Sliding Security Doors

Au34	Forge Series
Au35	SD7 Series (Deadlock)
Au36	SD7 Series (Accessories)
Au37	SD9 Series Horizon

Windows

Au38	Pearl Window Lock Series
------	--------------------------

Door Closers

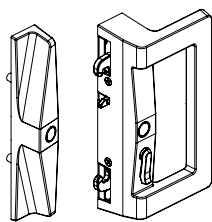
Au38	Door Closers
------	--------------

Accessories

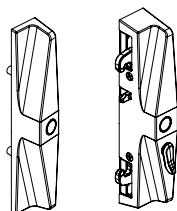
Au38	Screen Accessories
------	--------------------

Forge Series

Sliding Patio Doors



FSPD



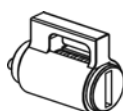
FSPSS



YCC4B/KA10 or KD



YCGB/KA10 or KD



YCWS/KA10 or KD

Forge Surface Mount D Inner Pull Locks

Description	Box QTY	Code
16 mm catch base, no cylinder	5	FSPDSS-colour
25mm catch base, no cylinder	5	FSPDSW-colour

Forge Surface Mount Slim Inner Pull Locks

Description	Box QTY	Code
16 mm catch base, no cylinder	5	FSPSSS-colour
25mm catch base, no cylinder	5	FSPSSW-colour

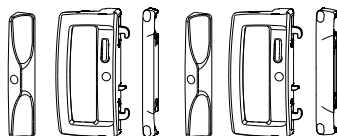
colour: BLMT = Black, WHGL = White, PSIL = Silver, MON = Monument, SP = Special Colour

Cylinders

Description	Box QTY	Code
C4 - 5 Pin Cylinder (Standard Cylinder)	200	YCC4B/KA or KD
GR9 - 5 Pin Cylinder (Standard Cylinder)	200	YCGB/KA or KD
Wafer Cylinder	200	YCWS/KA or KD
C4 - 5 Pin Cylinder	200	YCC4B/801
C4 - 5 Pin Cylinder	200	YCC4B/802
C4 - 5 Pin Cylinder	200	YCC4B/803
C4 - 5 Pin Cylinder	200	YCC4B/804
C4 - 5 Pin Cylinder	200	YCC4B/805
C4 - 5 Pin Cylinder	200	YCC4B/806
C4 - 5 Pin Cylinder	200	YCC4B/807
C4 - 5 Pin Cylinder	200	YCC4B/808
C4 - 5 Pin Cylinder	200	YCC4B/809
C4 - 5 Pin Cylinder	200	YCC4B/810

Yarra View Series - Edge

Sliding Patio Doors



YVSSAAASAAcolour

YVSSAAAWAAcolour

Standard Outer Pull, Edge "D" Inner Pull

Description	Code
Narrow 16mm Catch Plate	
Cylinders not included	YVSSAAASAAcolour
Wide 25mm Catch Plate	
Cylinders not included	YVSSAAAWAAcolour

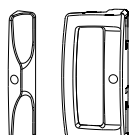


YVOSAAASAAcolour

YVOSAAAWAAcolour

No Outer Pull, Edge "D" Inner Pull

Description	Box QTY	Code
Narrow 16mm Catch Plate		
Cylinders not included - Cylinders and Outer Pull ordered separately (see Accessories for options)	5	YVOSAAASAAcolour
Wide 25mm Catch Plate		
Cylinders not included - Cylinders and Outer Pull ordered separately (see Accessories for options)	5	YVOSAAAWAAcolour



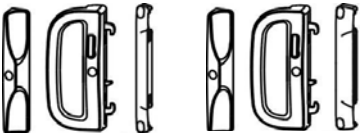
YVSYAAAEAAcolour

Dummy Outer Pull, Dummy Edge "D" Inner Pull

Description	Code
No locking mechanism, no catch plate (attach catch plate ordered with pull for non-dummy side of double doors)	YVSYAAAEAAcolour

Yarra View Series - Curve

Sliding Patio Doors



YVSRAAASAAcolour

YVSRAAAWAAcolour

Standard Outer Pull, Curve "D" Inner Pull (To suit 5 pin cylinder)

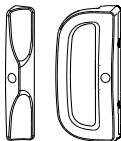
Description	Code
Narrow 16mm Catch Plate	
Cylinders not included	YVSRAAASAAcolour
Wide 25mm Catch Plate	
Cylinders not included	YVSRAAAWAAcolour



YVORAAASAAcolour

No Outer Pull, Curve "D" Inner Pull (To suit 5 pin cylinder)

Description	Code
Narrow 16mm Catch Plate	
Cylinders not included - Cylinders and Outer Pull ordered separately (see Accessories for options)	YVORAAASAAcolour



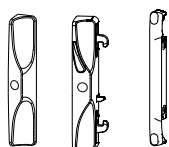
YVSXAAAEAAcolour

Dummy Outer Pull, Dummy Curve "D" Inner Pull

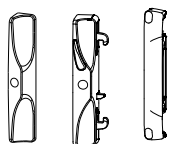
Description	Code
No locking mechanism, no catch plate (attach catch plate ordered with pull for non-dummy side of double doors)	YVSXAAAEAAcolour

Yarra View Series - Slim

Sliding Patio Doors



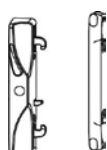
YVSTAAASAAcolour



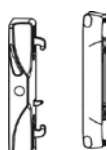
YVSTAAAWAAcolour

Standard Outer Pull, Slim "D" Inner Pull (To suit 5 pin cylinder)

Description	Code
Narrow 16mm Catch Plate	
Cylinders not included	YVSTAAASAAcolour
Wide 25mm Catch Plate	
Cylinders not included	YVSTAAAWAAcolour



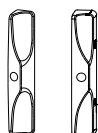
YVOTAAASAAcolour



YVOTAAAWAAcolour

No Outer Pull, Slim "D" Inner Pull (To suit 5 pin cylinder)

Description	Code
Narrow 16mm Catch Plate	
Cylinders not included - Cylinders and Outer Pull ordered separately (see Accessories for options)	YVOTAAASAAcolour
Wide 25mm Catch Plate	
Cylinders not included - Cylinders and Outer Pull ordered separately (see Accessories for options)	YVOTAAAWAAcolour



YVSZAAAEAAcolour

Dummy Outer Pull, Dummy Slim "D" Inner Pull

Description	Code
No locking mechanism, no catch plate (attach catch plate ordered with pull for non-dummy side of double doors)	YVSZAAAEAAcolour

Cylinders

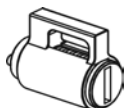
Yarra View Series



YCC4B/KA10 or KD



YCGB/KA10 or KD



YCWS/KA10 or KD

Cylinders (To suit 5 pin cylinder)

Description	Box QTY	Code
C4 - 5 Pin Cylinder (Standard Cylinder)	200	YCC4B/KA10 or KD10
GR9 5 Pin Cylinder (Standard Cylinder)	200	YCGB/KA10
Wafer Cylinder	200	YCWS/KA10

Alternative Hardware

Yarra View Series



YR1Q/colour



YV1S/colour

Outer Plate

Description	Box QTY	Code
Exterior Blank Mounting Plate	50	YR1Q/colour

Outer Pulls

Description	Box QTY	Code
Standard Outer Pull	10	YV1S/colour

Accessories

Yarra View Series



YV Inner Pull Spacer

Pull Spacers

Description	Code
YV 2mm Inner Pull Spacer	YV8S
YV 4mm Inner Pull Spacer	YV8R
YV 6mm Inner Pull Spacer	YV8Q



YR8 Catch Packer



YR8 Jamb Mount Catch

Catch Spacers

Description	Box QTY	Code
3mm Face Mount Catch Spacer (A/L)	100	YR8C
2mm Jamb Mount Catch Spacer (Wintec)	100	YR8D
2mm Jamb Mount Catch Spacer (OXO)	100	YR8F
2mm Face Mount Catch Spacer (OXO)	100	YR8O
4mm Jamb Mount Catch Spacer (OXO)	50	YR8P
6mm Jamb Mount Catch Spacer (OXO)	50	YR8Q



YV6A



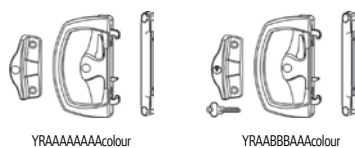
YV6B

Catch Plates

Description	Box QTY	Code
Standard Catch Plate - 16 mm wide	50	YV6A/colour
Wide Catch Plate - 25mm wide	50	YV6B/colour

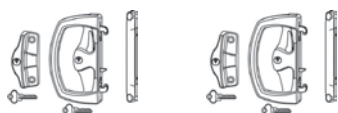
Yarra Ridge Series

Sliding Patio Doors



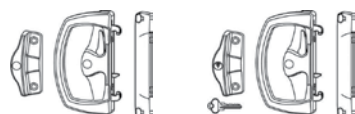
YRAAAAAAcolour

YRAABBBAAcolour



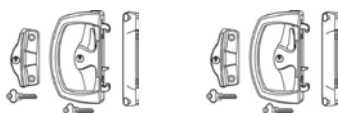
YRAADBBAAcolour

YRAADGBAAcolour



YRAAAAABAcolour

YRAABBBBAcolour



YRAADBBBAcolour

YRAADGBBAcolour

Standard Outer Pull, Standard “D” Inner Pull (To suit 5 pin Cylinder)

Description	Box QTY	Code
Narrow 16mm Catch Plate		
Cylinders not included	5	YRAAAAAAcolour
C4 Outer Cylinder included (5 locks keyed alike)	5	YRAABBBAAcolour
C4 Inner & Outer Cylinder included (5 locks keyed alike)	5	YRAADBBAAcolour
C4 Inner & Outer Cylinder included (10 locks keyed alike)	5	YRAADGBAAcolour
Wide 25mm Catch Plate		
Cylinders not included	5	YRAAAAABAcolour
C4 Outer Cylinder included (5 locks keyed alike)	5	YRAABBBBAcolour
C4 Inner & Outer Cylinder included (5 locks keyed alike)	5	YRAADBBBAcolour
C4 Inner & Outer Cylinder included (10 locks keyed alike)	5	YRAADGBBAcolour

No Outer Pull, Standard “D” Inner Pull (To suit 5 pin Cylinder)

Description	Box QTY	Code
Narrow 16mm Catch Plate		
Cylinders not included - Cylinders and Outer Pull ordered separately (see Accessories for options)	5	YROAAAAAcolour
Wide 25mm Catch Plate		
Cylinders not included - Cylinders and Outer Pull ordered separately (see Accessories for options)	5	YROAAAABAcolour



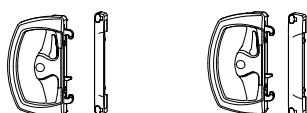
YROAAAAAcolour

YROAAAABAcolour

No Outer Pull, Egress “D” Inner Pull* (To suit 5 pin Cylinder)

Description	Box QTY	Code
Egress inner pull with 16mm catch plate (no cylinder)	5	YROCAAAAAcolour
Egress inner pull with 25mm catch plate (no cylinder)	5	YROCAABBAcolour

*Egress feature means the snib lever will always unlock the door room on the inside.



YROCAAAAAcolour

YROCAABBAcolour

Dummy Outer Pull, Dummy Inner Pull

Description	Box QTY	Code
Pulls for dummy side of double doors (no locking mechanism)	5	YRBDAAAEAAcolour

Note: Please speak to your Sales Representative for non-standard variations



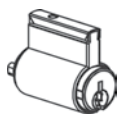
YRBDAAAEAAcolour

Cylinder

Yarra Ridge Series



YCC4B/KA10 or KD



YCCB/KA10 or KD



YCWS/KA10 or KD

Cylinders

Description	Box QTY	Code
C4 - 5 Pin Cylinder (Standard Cylinder)	200	YCC4B/KA10 or KD10
GR9 - 5 Pin Cylinder (Standard Cylinder)	200	YCCB/KA10
Wafer Cylinder	200	YCWS/KA10
C4 - 5 Pin Cylinder	200	YCC4B/801
C4 - 5 Pin Cylinder	200	YCC4B/802
C4 - 5 Pin Cylinder	200	YCC4B/803
C4 - 5 Pin Cylinder	200	YCC4B/804
C4 - 5 Pin Cylinder	200	YCC4B/805
C4 - 5 Pin Cylinder	200	YCC4B/806
C4 - 5 Pin Cylinder	200	YCC4B/807
C4 - 5 Pin Cylinder	200	YCC4B/808
C4 - 5 Pin Cylinder	200	YCC4B/809
C4 - 5 Pin Cylinder	200	YCC4B/810

Alternative Hardware

Yarra Ridge Series



YR1A/colour



YR1D/colour



YR1G/colour

Outer Pulls (To suit 5 pin cylinder)

Description	Code
YR Standard Outer Pull for 5 Pin Cylinder	YR1A/colour
YR Outer Pull - flat 15mm high	YR1D/colour
YR 'D' Outer Pull - 5 pin	YR1F/colour
YR Outer Pull - flat 10mm high	YR1G/colour

Outer Plate

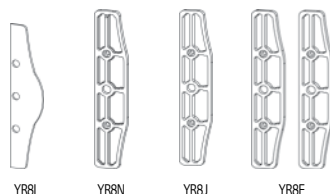
Description	Code
Exterior Blank Mounting Plate	50 YR1Q/colour



YR1Q/colour

Accessories

Yarra Ridge Series



YR8L

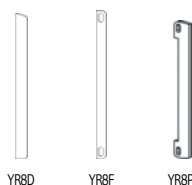
YR8N

YR8J

YR8E

Pull Spacers

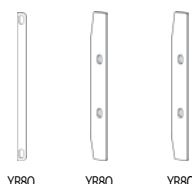
Description	Box QTY	Code
YR Pull Spacer - 2mm Inner Pull Spacer	100	YR8L
YR Pull Spacer - 4mm Inner Pull Spacer	50	YR8N/colour
YR Pull Spacer - 6mm Inner Pull Spacer	50	YR8J/colour
YR Pull Spacer - 6mm Inner Pull Spacer x 2	50	YR8E/colour



YR8D

YR8F

YR8P



YR8Q

YR8O

YR8C

Catch Spacers

Description	Box QTY	Code
3mm Face Mount Catch Spacer (A/L)	100	YR8C
2mm Jamb Mount Catch Spacer (Wintec)	100	YR8D
2mm Jamb Mount Catch Spacer (OXO)	100	YR8F
2mm Face Mount Catch Spacer (OXO)	100	YR8O
4mm Jamb Mount Catch Spacer (OXO)	50	YR8P
6mm Jamb Mount Catch Spacer (OXO)	50	YR8Q



YR8B

Spacer Kits

Description	Box QTY	Code
YR Spacer Kit - 6mm Inner Pull Spacer - 2mm Outer Pull Spacer	40	YR8B/colour



YR6A

YR6B

Catch Plates

Description	Box QTY	Code
Standard Catch Plate - 16 mm wide	40, 50, 100	YR6A/colour
Wide Catch Plate - 25mm wide	40, 50, 100	YR6B/colour
YR Catch Plate - for Face Mounting into extrusion channel	40, 50, 100	YR6C/colour



ACCYR



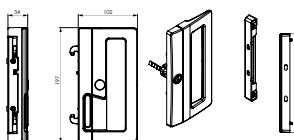
YRFP

Fitting Bags and Packs

Description	Box QTY	Code
Yarra Ridge Accessory / Fitting Bag		ACCYR
Yarra Ridge Fat Pack - to fit doors 47mm to 59mm.		YRFP

Yarra Horizon

Sliding Patio Doors

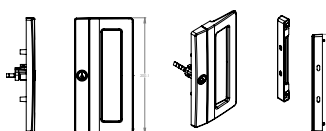


YHNCNCS/* or YHNNCW/*

Yarra Horizon Deadlock No Cylinder

Description	Code
No Cylinder Standard 16mm Catch Plate	
Yarra Horizon No Cylinder Standard Catch Plate	YHNCNCS/*
No Cylinder Wide 25mm Catch Plate	
Yarra Horizon No Cylinder Standard Catch Plate	YHNNCW/*

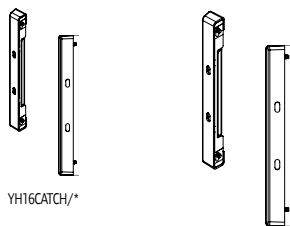
*Colours: BLMT = Black, SP = Special Colour



YHDCSS/* or YHDCSW/*

Yarra Horizon Deadlock Double Cylinder (5 Pin C4 Cylinder KA5)

Description	Code
Yarra Horizon Double Cylinder Standard 16mm Catch Plate	
Yarra Horizon Double Cylinder C4 KA5 Std Catch Plate	YHDCSS/*
Yarra Horizon Double Cylinder Wide 25mm Catch Plate	
Yarra Horizon Double Cylinder C4 KA5 Wide Catch Plate	YHDCSW/*

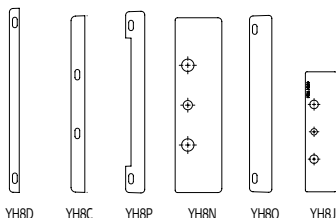


YH16CATCH/*

YH25CATCH/*

Yarra Horizon Catch Plate

Description	Code
16mm Narrow Catch Plate	
Yarra Horizon 16mm Narrow Catch Plate	YH16CATCH*
25mm Wide Catch Plate	
Yarra Horizon 25mm Wide Catch Plate	YH25CATCH*



YH8D

YH8C

YH8P

YH8N

YH8Q

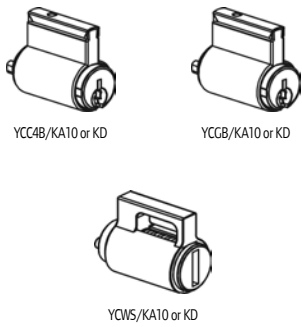
YH8J

Jamb Catch / Pull Spacer

Description	Code
Yarra Horizon 2mm Jamb Catch Spacer	YH8D
Yarra Horizon 3mm Jamb Catch Spacer	YH8C
Yarra Horizon 4mm Jamb Catch Spacer	YH8P
Yarra Horizon 4mm Inner Pull Spacer	YH8N
Yarra Horizon 6mm Jamb Catch Spacer	YH8Q
Yarra Horizon 6mm Inner Pull Spacer	YH8J

Cylinder

Yarra Horizon Series

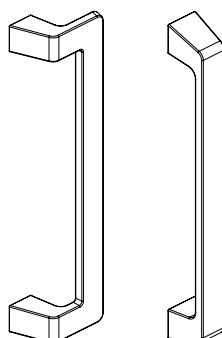


Cylinders

Description	Box QTY	Code
C4 - 5 Pin Cylinder (Standard Cylinder)	200	YCC4B/KA10 or KD10
GR9 - 5 Pin Cylinder (Standard Cylinder)	200	YCCB/KA10
Wafer Cylinder	200	YCWS/KA10
C4 - 5 Pin Cylinder	200	YCC4B/801
C4 - 5 Pin Cylinder	200	YCC4B/802
C4 - 5 Pin Cylinder	200	YCC4B/803
C4 - 5 Pin Cylinder	200	YCC4B/804
C4 - 5 Pin Cylinder	200	YCC4B/805
C4 - 5 Pin Cylinder	200	YCC4B/806
C4 - 5 Pin Cylinder	200	YCC4B/807
C4 - 5 Pin Cylinder	200	YCC4B/808
C4 - 5 Pin Cylinder	200	YCC4B/809
C4 - 5 Pin Cylinder	200	YCC4B/810

Forge Series

Sliding Patio Doors

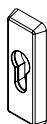


FSDPH

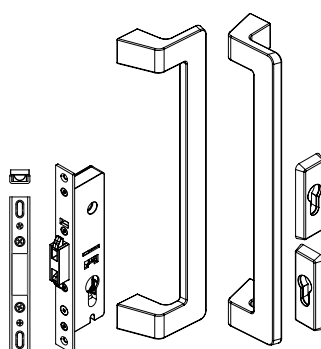
FSDIL



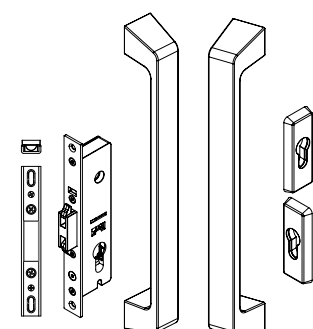
FSDFP



FSDISC



FSD28PHB2



FSD28ILB2

Forge Sliding Door Furniture

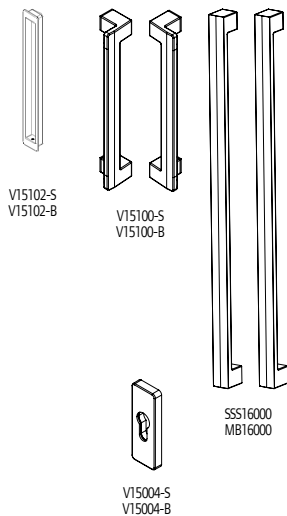
Description	Code
Offset pull handle back to back, black	FSDPHB2-B
Offset pull handle back to back, silver	FSDPHB2-S
Offset pull handle back to back, other PC colours	FSDPHB2-SP
Inline pull handle back to back, black	FSDILB2-B
Inline pull handle back to back, silver	FSDILB2-S
Inline pull handle back to back, other PC colours	FSDILB2-SP
Flush pull back to back, black	FSDFPB2-B
Flush pull back to back, silver	FSDFPB2-S
Flush pull back to back, other PC colours	FSDFPB2-SP
Flush pull single, black	FSDFPSF-B
Flush pull single, silver	FSDFPSF-S
Flush pull single, other PC colours	FSDFPSF-SP
Euro escutcheon, black	FSDISC-B
Euro escutcheon, silver	FSDISC-S
Euro escutcheon, other PC colours	FSDISC-SP

Forge Sliding Door Kits

Description	Code
Back to Back Fixing	
Offset pulls, Euro excutcheons, adj. strike and 28.5mm backset lock, black	FSD28PHB2-B
Offset pulls, Euro excutcheons, adj. strike and 28.5mm backset lock, silver	FSD28PHB2-S
Offset pulls, Euro excutcheons, adj. strike and 28.5mm backset lock, other PC colours	FSD28PHB2-SP
Inline pulls, Euro excutcheons, adj. strike and 28.5mm backset lock, black	FSD28ILB2-B
Inline pulls, Euro excutcheons, adj. strike and 28.5mm backset lock, silver	FSD28ILB2-S
Inline pulls, Euro excutcheons, adj. strike and 28.5mm backset lock, other PC colours	FSD28ILB2-SP
Flush pulls, Euro excutcheons, adj. strike and 28.5mm backset lock, black	FSD28FPB2-B
Flush pulls, Euro excutcheons, adj. strike and 28.5mm backset lock, silver	FSD28FPB2-S
Flush pulls, Euro excutcheons, adj. strike and 28.5mm backset lock, other PC colours	FSD28FPB2-SP
Single Side Fixing	
Offset pull, Euro excutcheons, adj. strike and 28.5mm backset lock, black	FSD28PHSF-B
Offset pull, Euro excutcheons, adj. strike and 28.5mm backset lock, silver	FSD28PHSF-S
Offset pull, Euro excutcheons, adj. strike and 28.5mm backset lock, other PC colours	FSD28PHSF-SP
Inline pull, Euro excutcheons, adj. strike and 28.5mm backset lock, black	FSD28ILSF-B
Inline pull, Euro excutcheons, adj. strike and 28.5mm backset lock, silver	FSD28ILSF-S
Inline pull, Euro excutcheons, adj. strike and 28.5mm backset lock, other PC colours	FSD28ILSF-SP
Flush pull, Euro excutcheons, adj. strike and 28.5mm backset lock, black	FSD28FPSF-B
Flush pull, Euro excutcheons, adj. strike and 28.5mm backset lock, silver	FSD28FPSF-S
Flush pull, Euro excutcheons, adj. strike and 28.5mm backset lock, other PC colours	FSD28FPSF-SP

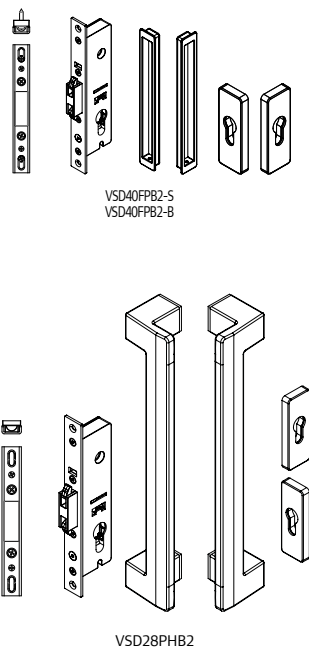
Verta Series

Sliding Patio Doors



Verta Sliding Door Furniture

Description	Code
Standard Inner Pull with “push and slide” action, Self Latching, 3mm Stainless Steel Beak, Metal Strike Plate	
Offset pull handle back to back, satin stainless	V15000-S
Offset pull handle back to back, PVD black	V15000-B
Offset pull handle single side fix, satin stainless	V15100-S
Offset pull handle single side fix, PVD black	V15100-B
800m pull handle back to back, satin stainless	SSS16000
800m pull handle back to back, PVD black	MB16000
Flush pull back to back, satin stainless	V15002-S
Flush pull back to back, PVD black	V15002-B
Flush pull single, satin stainless	V15102-S
Flush pull single, PVD black	V15102-B
Euro escutcheon, satin stainless	V15004-S
Euro escutcheon, PVD black	V15004-B

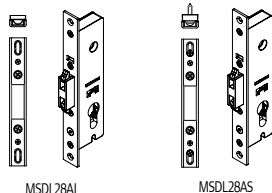


Verta Sliding Door Kits

Description	Code
Back to Back Fixing	
Flush pulls, Euro excutcheons, adj. strike and 28.5mm backset lock, satin stainless	VSD28FPB2-S
Flush pulls, Euro excutcheons, adj. strike and 28.5mm backset lock, PVD black	VSD28FPB2-B
Flush pulls, Euro excutcheons, adj. strike and 40mm backset lock, satin stainless	VSD40FPB2-S
Flush pulls, Euro excutcheons, adj. strike and 40mm backset lock, PVD black	VSD40FPB2-B
Offset pulls, Euro excutcheons, adj. strike and 28.5mm backset lock, satin stainless	VSD28PHB2-S
Offset pulls, Euro excutcheons, adj. strike and 28.5mm backset lock, PVD black	VSD28PHB2-B
Single Side Fixing	
Flush pull, Euro excutcheons, adj. strike and 28.5mm backset lock, satin stainless	VSD28FPSF-S
Flush pull, Euro excutcheons, adj. strike and 28.5mm backset lock, PVD black	VSD28FPSF-B
Flush pull, Euro excutcheons, adj. strike and 40mm backset lock, satin stainless	VSD40FPSF-S
Flush pull, Euro excutcheons, adj. strike and 40mm backset lock, PVD black	VSD40FPSF-B
Offset pull, Euro excutcheons, adj. strike and 28.5mm backset lock, satin stainless	VSD28PHSF-S
Offset pull, Euro excutcheons, adj. strike and 28.5mm backset lock, PVD black	VSD28PHSF-B

Mortice Sliding Door Locks

Sliding Patio Doors



MSDL28AL

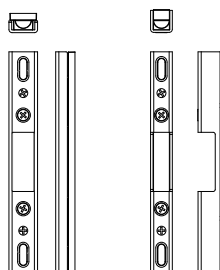
MSDL28AS

Mortice Sliding Door Locks for Forge and Verta Furniture

Description	Code
With low profile strike	
Includes 28.5mm backset lock body, lock and strike fixing screws	MSDL28AL
Includes 40mm backset lock body, lock and strike fixing screws	MSDL40AL
With standard strike	
Includes 28.5mm backset lock body, lock and strike fixing screws	MSDL28AS
Includes 40mm backset lock body, lock and strike fixing screws	MSDL40AS

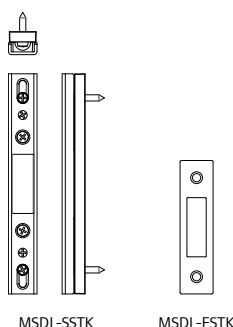
Strikes

Description	Code
Standard strike for mortice sliding door lock (160.0mm L x 20.8mm W x 16.7mm H)	MSDL-SSTK
Low profile strike for mortice sliding door lock (160.0mm L x 20.8mm W x 14.0mm H)	MSDL-LSTK
Narrow strike for mortice sliding door lock (160.0mm L x 15.8mm W x 16.7mm H)	MSDL-NSTK
Flat strike for mortice sliding door lock (97.0mm L x 24.0mm W x 2.0mm H)	MSDL-FSTK



MSDL-LSTK

MSDL-NSTK

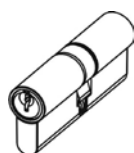


MSDL-SSTK

MSDL-FSTK

Cylinders

Description	Code
C4 keyway	
Fix cam 70mm 5 pin double Euro cylinder keyed alike, PVD black	AAF705C4MB/KA*
Fix cam 70mm 5 pin double Euro cylinder keyed alike, satin chrome	AAF705C4SC/KA*
Fix cam 70mm 5 pin double Euro cylinder with thumb turn keyed alike, PVD black	AAF705C4TTMB/KA**
Fix cam 70mm 5 pin double Euro cylinder with thumb turn keyed alike, satin chrome	AAF705C4TTSC/KA**
Fix cam 45mm 5 pin single Euro cylinder keyed alike, PVD black	AAF455C4MB/KA
Fix cam 45mm 5 pin single Euro cylinder keyed alike, satin chrome	AAF455C4SC/KA
Fix cam 45mm 5 pin single Euro cylinder with thumb turn, PVD black	AAF45TTMB
Fix cam 45mm 5 pin single Euro cylinder with thumb turn, satin chrome	AAF45TTSC
GR9 keyway	
Fix cam 70mm 5 pin double Euro cylinder keyed alike, PVD black	AAF705GMB/KA
Fix cam 70mm 5 pin double Euro cylinder keyed alike, satin chrome	AAF705GSC/KA
Fix cam 70mm 5 pin double Euro cylinder with thumb turn keyed alike, PVD black	AAF705GTTMB/KA
Fix cam 70mm 5 pin double Euro cylinder with thumb turn keyed alike, satin chrome	AAF705GTTSC/KA
Fix cam 45mm 5 pin single Euro cylinder keyed alike, PVD black	AAF455GMB/KA
Fix cam 45mm 5 pin single Euro cylinder keyed alike, satin chrome	AAF455GSC/KA
Fix cam 45mm 5 pin single Euro cylinder with thumb turn, PVD black	AAF45TTMB
Fix cam 45mm 5 pin single Euro cylinder with thumb turn, satin chrome	AAF45TTSC

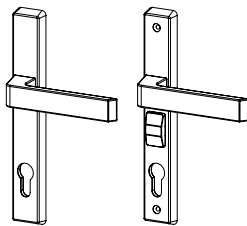
AAF706
AAF70

* Key codes 801 to 810 available as stocked items, use /801 to /810 in place of /KA for ordering

** Key codes 801 to 810 available as stocked items, use 801 to 810 (NO FORWARD SLASH) in place of /KA for ordering
For custom keying, use "K" in place of "/KA" for C4 and GR9 codes

Forge Series

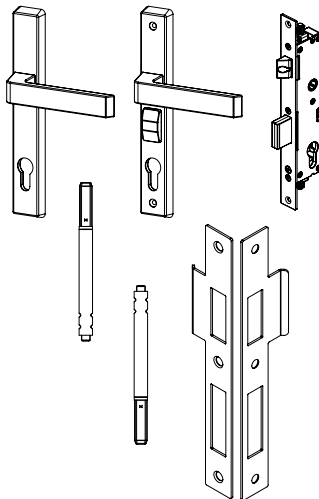
Hinged Patio Doors



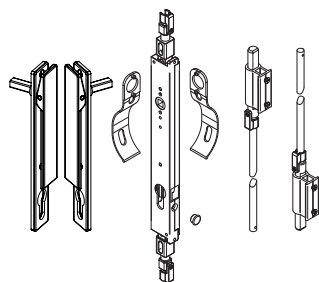
FHDSWCWS



FHBWL



FHD4P30WS



FHBD25DWL

Forge Hinged Door Furniture

Description	Code
Long plate lever set - exterior & interior without snib, black	FHDSWCNS-B
Long plate lever set - exterior & interior without snib, silver	FHDSWCNS-S
Long plate lever set - exterior & interior without snib, other PC colours	FHDSWCNS-SP
Long plate lever set - exterior & interior with sliding snib, black	FHDSWCWS-B
Long plate lever set - exterior & interior with sliding snib, silver	FHDSWCWS-S
Long plate lever set - exterior & interior with sliding snib, other PC colours	FHDSWCWS-SP
Bifold furniture non-locking - no cylinder hole, black	FHBNL-B
Bifold furniture non-locking - no cylinder hole, silver	FHBNL-S
Bifold furniture non-locking - no cylinder hole, other PC colours	FHBNL-SP
Bifold furniture locking - with Euro cylinder hole, black	FHBWL-B
Bifold furniture locking - with Euro cylinder hole, silver	FHBWL-S
Bifold furniture locking - with Euro cylinder hole, other PC colours	FHBWL-SP

Forge Hinged Door Kits

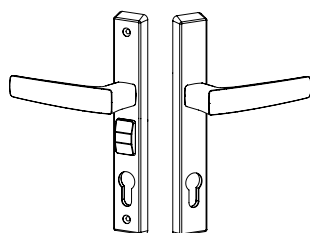
Description	Code
2 Point Locking with 30mm backset lock and 12mm strikes	
External/internal (with snib) lever furniture, black	FHD2P30WS-B
External/internal (with snib) lever furniture, silver	FHD2P30WS-S
External/internal (with snib) lever furniture, other PC colours	FHD2P30WS-SP
4 Point Locking with 30mm backset lock, 12mm strikes, rod kits and D tip guides	
External/internal (with snib) lever furniture, black	FHD4P30WS-B
External/internal (with snib) lever furniture, silver	FHD4P30WS-S
External/internal (with snib) lever furniture, other PC colours	FHD4P30WS-SP

Forge Bifold Door Kits

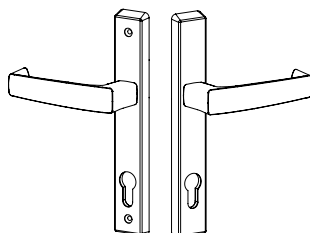
Description	Code
Dual access locking kits	
External/internal furniture, mortice bifold lock and 4 point rod kit, black	FHBD25DWL-B
External/internal furniture, mortice bifold lock and 4 point rod kit, silver	FHBD25DWL-S
External/internal furniture, mortice bifold lock and 4 point rod kit, other PC colours	FHBD25DWL-SP
Single access non-locking kits	
Internal furniture, mortice bifold lock and 4 point rod kit, black	FHBS25DNL-B
Internal furniture, mortice bifold lock and 4 point rod kit, silver	FHBS25DNL-S
Internal furniture, mortice bifold lock and 4 point rod kit, other PC colours	FHBS25DNL-SP
Single access locking kits	
Internal furniture, mortice bifold lock and 4 point rod kit, black	FHBS25DWL-B
Internal furniture, mortice bifold lock and 4 point rod kit, silver	FHBS25DWL-S
Internal furniture, mortice bifold lock and 4 point rod kit, other PC colours	FHBS25DWL-SP

Aurora Series

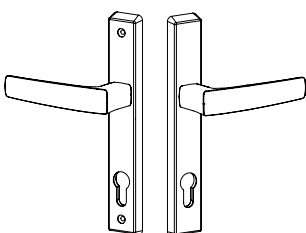
Hinged Patio Doors




AHDSWCWS



AHDDWCNS



2PT30AURNS



4PT30AURNS

Aurora Hinged Door Furniture

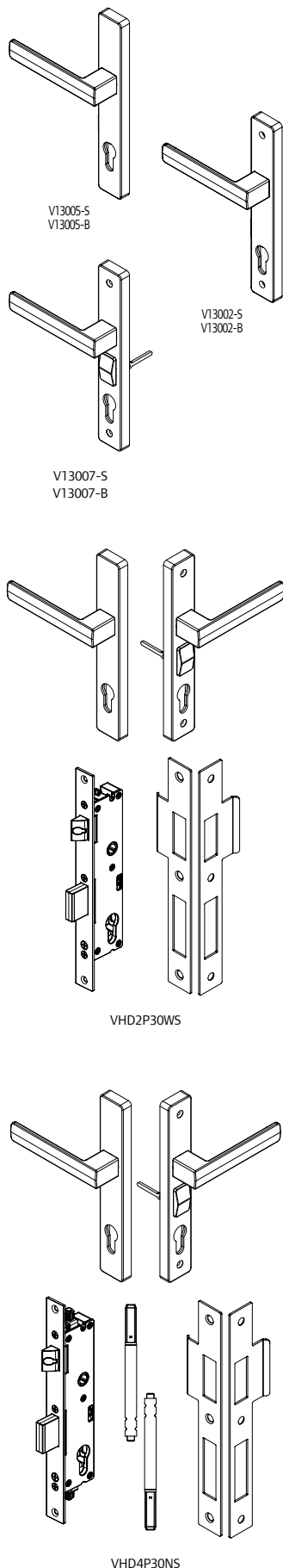
Description	Code
Standard lever	
External/internal (with snib) lever furniture with cylinder cutout, black	AHDSWCWS-B
External/internal (with snib) lever furniture with cylinder cutout, silver	AHDSWCWS-S
External/internal (with snib) lever furniture with cylinder cutout, white	AHDSWCWS-W
External/internal (with snib) lever furniture with cylinder cutout, other PC colours	AHDSWCWS-SP
External/internal (without snib) lever furniture with cylinder cutout, all PC colours	AHDSWCNS-SP
External/internal (without snib) lever furniture no cylinder cutout, all PC colours	AHDSNCNS-SP
Return to door, DDA compliant lever	
External/internal (with snib) lever furniture with cylinder cutout, all PC colours	AHDDWCWS-SP
External/internal (without snib) lever furniture with cylinder cutout, all PC colours	AHDDWCNS-SP
External/internal (without snib) lever furniture no cylinder cutout, all PC colours	AHDDNCNS-SP

Aurora Hinged Door Kits

Description	Code
2 Point Locking with external/internal (without snib) lever furniture	
30mm backset lock and 12mm strikes, lever furniture black	2PT30AURNS-B
30mm backset lock and 12mm strikes, lever furniture silver	2PT30AURNS-S
30mm backset lock and 12mm strikes, lever furniture white	2PT30AURNS-W
40mm backset lock and 12mm strikes, lever furniture black	2PT40AURNS-B
40mm backset lock and 12mm strikes, lever furniture silver	2PT40AURNS-S
40mm backset lock and 12mm strikes, lever furniture white	2PT40AURNS-W
60mm backset lock and 12mm strikes, lever furniture black	2PT60AURNS-B
60mm backset lock and 12mm strikes, lever furniture silver	2PT60AURNS-S
60mm backset lock and 12mm strikes, lever furniture white	2PT60AURNS-W
2 point locking with external/internal with snib lever furniture	
30mm backset lock and 12mm strikes, lever furniture black	2PT30AUR-B
30mm backset lock and 12mm strikes, lever furniture silver	2PT30AUR-S
30mm backset lock and 12mm strikes, lever furniture white	2PT30AUR-W
40mm backset lock and 12mm strikes, lever furniture black	2PT40AUR-B
40mm backset lock and 12mm strikes, lever furniture silver	2PT40AUR-S
40mm backset lock and 12mm strikes, lever furniture white	2PT40AUR-W
60mm backset lock and 12mm strikes, lever furniture black	2PT60AUR-B
60mm backset lock and 12mm strikes, lever furniture silver	2PT60AUR-S
60mm backset lock and 12mm strikes, lever furniture white	2PT60AUR-W
4 Point Locking with external/internal (without snib) lever furniture, rod kits and D tip guides	
30mm backset lock and 12mm strikes, lever furniture black	4PT30AURNS-B
30mm backset lock and 12mm strikes, lever furniture silver	4PT30AURNS-S
30mm backset lock and 12mm strikes, lever furniture white	4PT30AURNS-W
40mm backset lock and 12mm strikes, lever furniture black	4PT40AURNS-B
40mm backset lock and 12mm strikes, lever furniture silver	4PT40AURNS-S
40mm backset lock and 12mm strikes, lever furniture white	4PT40AURNS-W
60mm backset lock and 12mm strikes, lever furniture black	4PT60AURNS-B
60mm backset lock and 12mm strikes, lever furniture silver	4PT60AURNS-S
60mm backset lock and 12mm strikes, lever furniture white	4PT60AURNS-W
4 point locking with external/internal with snib lever furniture, rod kits and D tip guides	
30mm backset lock and 12mm strikes, lever furniture black	4PT30AUR-B
30mm backset lock and 12mm strikes, lever furniture silver	4PT30AUR-S
30mm backset lock and 12mm strikes, lever furniture white	4PT30AUR-W
40mm backset lock and 12mm strikes, lever furniture black	4PT40AUR-B
40mm backset lock and 12mm strikes, lever furniture silver	4PT40AUR-S
40mm backset lock and 12mm strikes, lever furniture white	4PT40AUR-W
60mm backset lock and 12mm strikes, lever furniture black	4PT60AUR-B
60mm backset lock and 12mm strikes, lever furniture silver	4PT60AUR-S
60mm backset lock and 12mm strikes, lever furniture white	4PT60AUR-W

Verta Series

Hinged Patio Doors



Verta Hinged Door Furniture

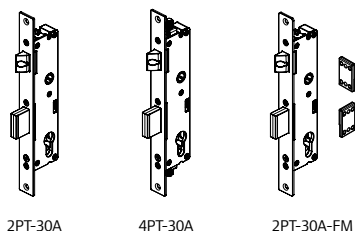
Description	Code
Long plate interior lever without snib, satin stainless	V13002-S
Long plate interior lever without snib, PVD black	V13002-B
Long plate interior lever with sliding snib, satin stainless	V13007-S
Long plate interior lever with sliding snib, PVD black	V13007-B
Long plate exterior lever, satin stainless	V13005-S
Long plate exterior lever, PVD black	V13005-B
Long plate lever set - exterior & interior without snib, satin stainless	VHDSWCNS-S
Long plate lever set - exterior & interior without snib, PVD black	VHDSWCNS-B
Long plate lever set - exterior & interior with sliding snib, satin stainless	VHDSWCWS-S
Long plate lever set - exterior & interior with sliding snib, PVD black	VHDSWCWS-B

Verta Hinged Door Kits

Description	Code
2 Point Locking with 30mm backset lock and 12mm strikes	
External/internal (with snib) lever furniture, satin stainless	VHD2P30WS-S
External/internal (with snib) lever furniture, PVD black	VHD2P30WS-B
External/internal (without snib) lever furniture, satin stainless	VHD2P30NS-S
External/internal (without snib) lever furniture, PVD black	VHD2P30NS-B
4 Point Locking with 30mm backset lock, 12mm strikes, rod kits and D tip guides	
External/internal (with snib) lever furniture, satin stainless	VHD4P30WS-S
External/internal (with snib) lever furniture, PVD black	VHD4P30WS-B
External/internal (without snib) lever furniture, satin stainless	VHD4P30NS-S
External/internal (without snib) lever furniture, PVD black	VHD4P30NS-B

Virtus Lock Series

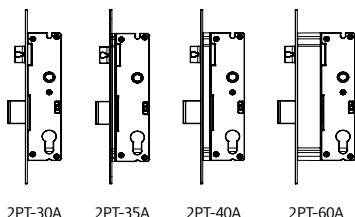
Hinged Patio Doors



2PT-30A

4PT-30A

2PT-30A-FM

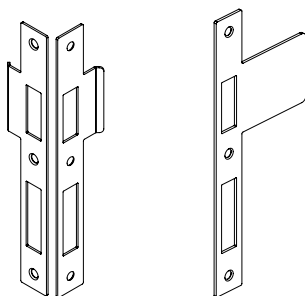


2PT-30A

2PT-35A

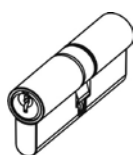
2PT-40A

2PT-60A



2PT-12ASK

2PT-60ASK

AA706
AAF70

Virtus Mortice Hinged Door Locks for Forge, Aurora and Verta Furniture

Description	Code
2 Point Locking	
Includes 30mm backset lock body, lock and strike fixing screws	2PT-30A
Includes 35mm backset lock body, lock and strike fixing screws	2PT-35A
Includes 40mm backset lock body, lock and strike fixing screws	2PT-40A
Includes 60mm backset lock body, lock and strike fixing screws	2PT-60A
2 Point Locking, Flush Mount	
Includes 30mm backset lock body, fixing tabs, lock and strike fixing screws	2PT-30A-FM
Includes 35mm backset lock body, fixing tabs, lock and strike fixing screws	2PT-35A-FM
Includes 40mm backset lock body, fixing tabs, lock and strike fixing screws	2PT-40A-FM
Includes 60mm backset lock body, fixing tabs, lock and strike fixing screws	2PT-60A-FM
4 Point Locking	
Includes 30mm backset lock body, lock and strike fixing screws	4PT-30A
Includes 35mm backset lock body, lock and strike fixing screws	4PT-35A
Includes 40mm backset lock body, lock and strike fixing screws	4PT-40A
Includes 60mm backset lock body, lock and strike fixing screws	4PT-60A
4 Point Locking, Flush Mount	
Includes 30mm backset lock body, fixing tabs, lock and strike fixing screws	4PT-30A-FM
Includes 35mm backset lock body, fixing tabs, lock and strike fixing screws	4PT-35A-FM
Includes 40mm backset lock body, fixing tabs, lock and strike fixing screws	4PT-40A-FM
Includes 60mm backset lock body, fixing tabs, lock and strike fixing screws	4PT-60A-FM

Accessories

Description	Code
Virtus 12mm left and right handed strike pair with fixing screws	2PT-12ASK
Virtus 60mm long lip non-handed strike	2PT-60ASK
Virtus 4 point rod kit for panels upto 2.5m height	4PT-RK25
Virtus 1m extension rod kit to extend 4PT-RK25 for panel upto 3.5m height	4PT-RKEX
Virtus 4 point rod D tip guides	4PT-RK-DG

Cylinders

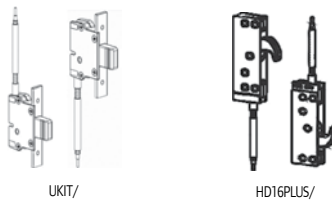
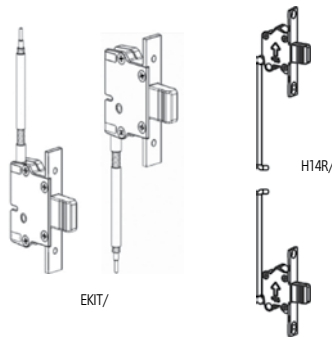
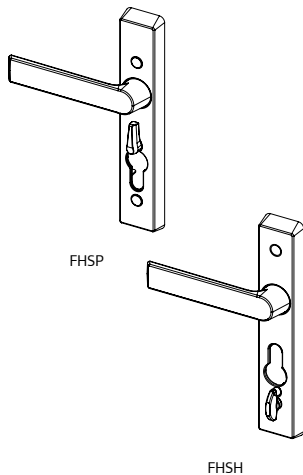
Description	Code
C4 keyway	
Fix cam 70mm 5 pin double Euro cylinder keyed alike, PVD black	AAF705C4MB/KA*
Fix cam 70mm 5 pin double Euro cylinder keyed alike, satin chrome	AAF705C4SC/KA*
Fix cam 70mm 5 pin double Euro cylinder with thumb turn keyed alike, PVD black	AAF705C4TTMB/KA**
Fix cam 70mm 5 pin double Euro cylinder with thumb turn keyed alike, satin chrome	AAF705C4TTSC/KA**
Fix cam 45mm 5 pin single Euro cylinder keyed alike, PVD black	AAF455C4MB/KA
Fix cam 45mm 5 pin single Euro cylinder keyed alike, satin chrome	AAF455C4SC/KA
Fix cam 45mm 5 pin single Euro cylinder with thumb turn, PVD black	AAF45TTMB
Fix cam 45mm 5 pin single Euro cylinder with thumb turn, satin chrome	AAF45TTSC
GR9 keyway	
Fix cam 70mm 5 pin double Euro cylinder keyed alike, PVD black	AAF705GMB/KA
Fix cam 70mm 5 pin double Euro cylinder keyed alike, satin chrome	AAF705GSC/KA
Fix cam 70mm 5 pin double Euro cylinder with thumb turn keyed alike, PVD black	AAF705GTTMB/KA
Fix cam 70mm 5 pin double Euro cylinder with thumb turn keyed alike, satin chrome	AAF705GTTSC/KA
Fix cam 45mm 5 pin single Euro cylinder keyed alike, PVD black	AAF455GMB/KA
Fix cam 45mm 5 pin single Euro cylinder keyed alike, satin chrome	AAF455GSC/KA
Fix cam 45mm 5 pin single Euro cylinder with thumb turn, PVD black	AAF45TTMB
Fix cam 45mm 5 pin single Euro cylinder with thumb turn, satin chrome	AAF45TTSC

* Key codes 801 to 810 available as stocked items, use /801 to /810 in place of /KA for ordering

** Key codes 801 to 810 available as stocked items, use 801 to 810 (NO FORWARD SLASH) in place of /KA for ordering
For custom keying, use "K" in place of "/KA" for C4 and GR9 codes

Forge Series

Hinged Security Doors



Forge Hinged Security Door Locks

Description	Box QTY	Code
Projection bolt lock	10	FHSP-colour
Hook bolt lock	10	FHSB-colour

Colour: BLMT = Black, WHGL = White, PSIL = Silver, MON = Monument, SP = Special Colour

Multipoint Kits for Projection Bolt Lock FHSP

Description	Box QTY	Code
3 point locking cable kits with faceplates, connector boss and fixing screws		
Projection remote locks, lock position high	5	EKIT/H
Projection remote locks, lock position universal high	5	EKIT/UH
Projection remote locks, lock position low	5	EKIT/L
Projection remote locks, lock position universal low	5	EKIT/UL
Projection remote locks, lock position for pool	5	EKIT/P
Projection remote locks, lock position special	5	EKIT/SP
3 point locking rod kits with faceplates, connector boss and fixing screws		
Projection remote locks, lock position high	5	H14R/H
Projection remote locks, lock position universal high	5	H14R/UH
Projection remote locks, lock position low	5	H14R/L
Projection remote locks, lock position universal low	5	H14R/UL
Projection remote locks, lock position adjustable	5	H14R/A
Projection remote locks, lock position for pool	5	H14R/P
Projection remote locks, lock position special	5	H14R/SP

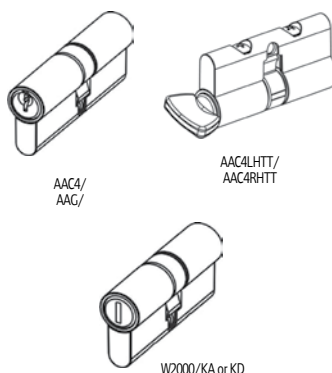
Multipoint Kits for Hook Bolt Lock FHSB

Description	Box QTY	Code
3 point locking cable kits with faceplates, connector boss and fixing screws		
Projection remote locks, lock position high	5	UKIT/H
Projection remote locks, lock position universal high	5	UKIT/UH
Projection remote locks, lock position low	5	UKIT/L
Projection remote locks, lock position universal low	5	UKIT/UL
Projection remote locks, lock position for pool	5	UKIT/P
Projection remote locks, lock position special	5	UKIT/SP
Hook remote locks, lock position high	5	HD16PLUS/H
Hook remote locks, lock position universal high	5	HD16PLUS/UH
Hook remote locks, lock position low	5	HD16PLUS/L
Hook remote locks, lock position universal low	5	HD16PLUS/UL
Hook remote locks, lock position for pool	5	HD16PLUS/P
Hook remote locks, lock position special	5	HD16PLUS/SP

Strike plates and fitting bags from Au30 are applicable for Projection Bolt Lock FHSP

Strike plates and fitting bags from Au33 are applicable for Hook Bolt Lock FHSB

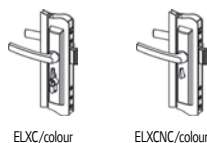
Cylinders



Description	Box QTY	Code
C4 keyway		
AA 5-pin double cylinder with C4 keyway	100	AAC4/ Key Code
AA 5-pin double cylinder with GR9 keyway	100	AAG/ Key Code
AA 5-pin C4 cylinder with interior thumb-turn for left hand doors	100	AAC4LHTT/ Key Code
AA 5-pin C4 cylinder with interior thumb-turn for right hand doors	100	AAC4RHTT/ Key Code
W2000 wafer cylinder	100	W2000/KA or KD

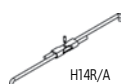
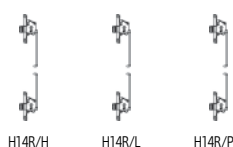
Elegance Series

Hinged Security Doors



Deadlock

Description	Box QTY	Code
Elegance XC - Cylinder ordered separately	10	ELXC/colour
Elegance XC with snib only - No Cylinder Hole	10	ELXCNC/colour

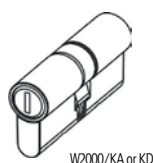
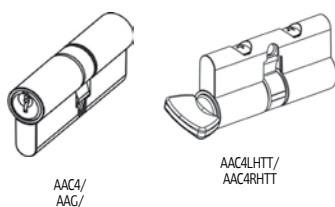


Multipoint Kits for Elegance Series

Description	Box QTY	Code
3 point locking cable kits with faceplates, connector boss and fixing screws		
Projection remote locks, lock position high	5	EKIT/H
Projection remote locks, lock position universal high	5	EKIT/UH
Projection remote locks, lock position low	5	EKIT/L
Projection remote locks, lock position universal low	5	EKIT/UL
Projection remote locks, lock position for pool	5	EKIT/P
Projection remote locks, lock position special	5	EKIT/SP
3 point locking rod kits with faceplates, connector boss and fixing screws		
Projection remote locks, lock position high	5	H14R/H
Projection remote locks, lock position universal high	5	H14R/UH
Projection remote locks, lock position low	5	H14R/L
Projection remote locks, lock position universal low	5	H14R/UL
Projection remote locks, lock position adjustable	5	H14R/A
Projection remote locks, lock position for pool	5	H14R/P
Projection remote locks, lock position special	5	H14R/SP

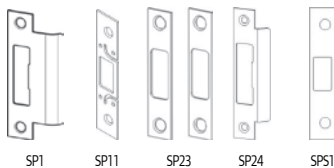
Cylinders

Description	Box QTY	Code
AA 5-pin double cylinder with C4 keyway	100	AAC4/ Key Code
AA 5-pin double cylinder with GR9 keyway	100	AAG/ Key Code
AA 5-pin C4 cylinder with interior thumb-turn for left hand doors	100	AAC4LHTT/ Key Code
AA 5-pin C4 cylinder with interior thumb-turn for right hand doors	100	AAC4RHTT/ Key Code
W2000 wafer cylinder	100	W2000/KA or KD



Accessories

Elegance Series



SP1

SP11

SP23

SP24

SP51



WSP1



ACCELXC
ACCEKIT
ACCH14R



ELXCFP



ACDC

Strike Plates

Description	Box QTY	Code
Elegance Standard Strike - 1.2mm 304		SP1
Standard Catch Plate for Remote Locks - Ekit, Ukit, H14R & H14R-A - 1.5mm thick		SP11
Narrow 16mm Strike Plates for Elegance multipoint Remote Bolts, to suit double doors (with undercut screws)		SP23
Narrow 16mm Strike Plate for Elegance series Centerlocks in double doors (with undercut screws)		SP24
Strike Plate Spacer for Elegance & Elegance XC Standard Catch Plate-1.6mm thick		SP51
Wide Strike Plate for Elegance series	100	WSP1

Fitting Bags

Description	Code
Fitting Bag for Elegance Series	ACCELXC
Fitting Bag for EKIT Series	ACCEKIT
Fitting Bag for H14R Series	ACCH14R

Fat Pack

Description	Box QTY	Code
Elegance XC Fat Pack (for doors 35mm to 40mm thick)	100	ELXCFP

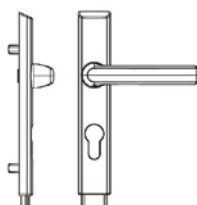
Door Closer Series Accessories

Description	Code
Door Closer Accessory - Fitting Bag	ACDC

Elegance Push2Go

Hinged Security Doors

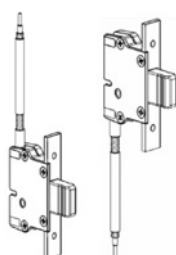
Conventional screen door locks often feature two stage key locking – the first stage is privacy and the second stage is deadlocking. The Elegance Push2Go replaces the need for a key to engage privacy locking with a push button so you can “Push2Go”. The door is then privacy locked (not deadlocked) from the outside. The door can be unlocked from the inside with the turn snib and unlocked from the outside with a key.



ELP2G/

Locks

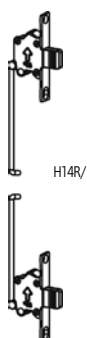
Description	Box QTY	Code
Elegance Push2Go Black Satin	10	ELP2G/BLST
Elegance Push2Go Precious Silver Pearl	10	ELP2G/PSIL
Elegance Push2Go Special Colour	10	ELP2G/SP
Elegance Push2Go White Gloss	10	ELP2G/WHGL



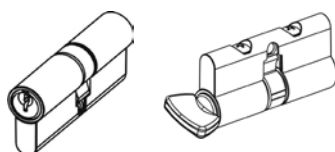
EKIT/

Multipoint Kits for Elegance Series

Description	Box QTY	Code
3 point locking cable kits with faceplates, connector boss and fixing screws		
Projection remote locks, lock position high	5	EKIT/H
Projection remote locks, lock position universal high	5	EKIT/UH
Projection remote locks, lock position low	5	EKIT/L
Projection remote locks, lock position universal low	5	EKIT/UL
Projection remote locks, lock position for pool	5	EKIT/P
Projection remote locks, lock position special	5	EKIT/SP
3 point locking rod kits with faceplates, connector boss and fixing screws		
Projection remote locks, lock position high	5	H14R/H
Projection remote locks, lock position universal high	5	H14R/UH
Projection remote locks, lock position low	5	H14R/L
Projection remote locks, lock position universal low	5	H14R/UL
Projection remote locks, lock position adjustable	5	H14R/A
Projection remote locks, lock position for pool	5	H14R/P
Projection remote locks, lock position special	5	H14R/SP

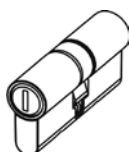


H14R/

AAC4/
AAG/AAC4LHTT/
AAC4RHTT

Cylinders

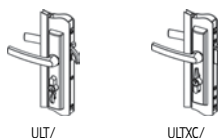
Description	Box QTY	Code
AA 5-pin double cylinder with C4 keyway	100	AAC4/ Key Code
AA 5-pin double cylinder with GR9 keyway	100	AAG/ Key Code
AA 5-pin C4 cylinder with interior thumb-turn for left hand doors	100	AAC4LHTT/ Key Code
AA 5-pin C4 cylinder with interior thumb-turn for right hand doors	100	AAC4RHTT/ Key Code
W2000 wafer cylinder	100	W2000/KA or KD



W2000/KA or KD

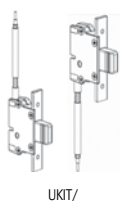
Ultimate Series

Hinged Security Doors



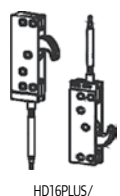
Pivoting Beak Deadlock

Description	Box QTY	Code
Ultimate XC - Cylinder ordered separately	10	ULTXC/colour
Ultimate with Caretaker - Cylinder ordered separately	10	ULT/colour

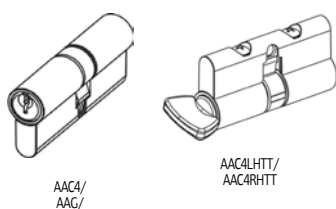


Multipoint Kits for Ultimate Series

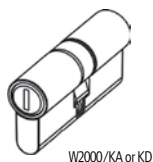
Description	Code
3 point locking cable kits with faceplates, connector boss and fixing screws	
Projection remote locks, lock position high	UKIT/H
Projection remote locks, lock position universal high	UKIT/UH
Projection remote locks, lock position low	UKIT/L
Projection remote locks, lock position universal low	UKIT/UL
Projection remote locks, lock position for pool	UKIT/P
Projection remote locks, lock position special	UKIT/SP
Hook remote locks, lock position high	HD16PLUS/H
Hook remote locks, lock position universal high	HD16PLUS/UH
Hook remote locks, lock position low	HD16PLUS/L
Hook remote locks, lock position universal low	HD16PLUS/UL
Hook remote locks, lock position for pool	HD16PLUS/P
Hook remote locks, lock position special	HD16PLUS/SP



Cylinders



Description	Code
AA 5-pin double cylinder with C4 keyway	AAC4/ Key Code
AA 5-pin double cylinder with GR9 keyway	AAG/ Key Code
AA 5-pin C4 cylinder with interior thumb-turn for left hand doors	AAC4LHTT/ Key Code
AA 5-pin C4 cylinder with interior thumb-turn for right hand doors	AAC4RHHTT/ Key Code
W2000 wafer cylinder	W2000/KA or KD



Accessories

Ultimate Series



SP2



SP11



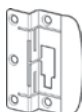
SP25



ACCHURRICANE



WSP2/LH



WSP2/RH

Strike Plates

Description	Code
Standard Strike Plate for Ultimate	SP2
Standard Catch Plate for Remote Locks - Ekit, Ukit, H14R & H14R-A - 1.5mm thick	SP11
Narrow 16mm Strike Plate for Ultimate series Centerlocks in double doors (with undercut screws)	SP25
Acc Hurricane Kit 1 x centre Strike 2 x HD16 Strikes 2 x Remote Face Plates No fasteners included	ACCHURRICANE
Wide Strike Plate for Ultimate - LH (for left hand hinged doors)	WSP2/LH
Wide Strike Plate for Ultimate - RH (for right hand hinged doors)	WSP2/RH

ACCULTXC
ACCUKIT
ACCHD16

Fitting Bags

Description	Code
Fitting Bag for Ultimate Series	ACCULTXC
Fitting Bag for UKIT Series	ACCUKIT
Fitting Bag for HD16 Series	ACCHD16

Forge Series

Sliding Security Doors



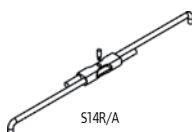
FSS



SD14Plus/



S14R/



S14R/A

Forge Sliding Security Door Lock

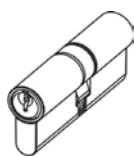
Description	Box QTY	Code
Sliding security lock	10	FSS-colour

Colour: BLMT = Black, WHGL = White, PSIL = Silver, MON = Monument, SP = Special Colour

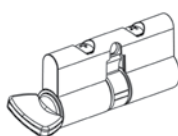
Multipoint Kits for Sliding Security Lock FSS

Description	Box QTY	Code
3 point locking cable kits with faceplates, connector boss and fixing screws		
Projection remote locks, lock position high	5	SD14PLUS/H
Projection remote locks, lock position universal high	5	SD14PLUS/UH
Projection remote locks, lock position low	5	SD14PLUS/L
Projection remote locks, lock position universal low	5	SD14PLUS/UL
Projection remote locks, lock position for pool	5	SD14PLUS/P
Projection remote locks, lock position special	5	SD14PLUS/SP
3 point locking rod kits with faceplates, connector boss and fixing screws		
Projection remote locks, lock position high	5	S14R/H
Projection remote locks, lock position universal high	5	S14R/UH
Projection remote locks, lock position low	5	S14R/L
Projection remote locks, lock position universal low	5	S14R/UL
Projection remote locks, lock position adjustable	5	S14R/A
Projection remote locks, lock position for pool	5	S14R/P
Projection remote locks, lock position special	5	S14R/SP


Strike plates and fitting bags from Au36 are applicable for Sliding Security Lock FSS



AAC4/
AAG/



AAC4LHTT/
AAC4RHTT



W2000/KD or KD

Cylinders

Description	Code
AA 5-pin double cylinder with C4 keyway	AAC4/ Key Code
AA 5-pin double cylinder with GR9 keyway	AAG/ Key Code
AA 5-pin C4 cylinder with interior thumb-turn for left hand doors	AAC4LHTT/ Key Code
AA 5-pin C4 cylinder with interior thumb-turn for right hand doors	AAC4RHTT/ Key Code
W2000 wafer cylinder	W2000/KD or KD

SD7 Series

Sliding Security Doors



SD7/colour



SD7NC/colour



SD7EX/colour

SD7 Deadlock

Description	Box QTY	Code
SD7	10	SD7/colour
SD7 NC - without Cylinder Hole	10	SD7NC/colour
SD7 EX - Longer Square Drive (11mm) for use on wider doors	10	SD7EX/colour

Multipoint Kits for Sliding Security Locks

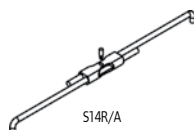
Description	Box QTY	Code
3 point locking cable kits with faceplates, connector boss and fixing screws		
Projection remote locks, lock position high	5	SD14PLUS/H
Projection remote locks, lock position universal high	5	SD14PLUS/UH
Projection remote locks, lock position low	5	SD14PLUS/L
Projection remote locks, lock position universal low	5	SD14PLUS/UL
Projection remote locks, lock position for pool	5	SD14PLUS/P
Projection remote locks, lock position special	5	SD14PLUS/SP
3 point locking rod kits with faceplates, connector boss and fixing screws		
Projection remote locks, lock position high	5	S14R/H
Projection remote locks, lock position universal high	5	S14R/UH
Projection remote locks, lock position low	5	S14R/L
Projection remote locks, lock position universal low	5	S14R/UL
Projection remote locks, lock position adjustable	5	S14R/A
Projection remote locks, lock position for pool	5	S14R/P
Projection remote locks, lock position special	5	S14R/SP



SD14Plus/



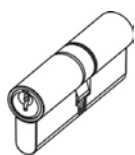
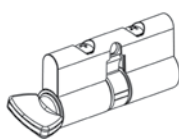
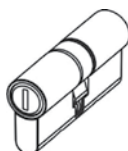
S14R/



S14R/A

Cylinders

Description	Box QTY	Code
AA 5-pin double cylinder with C4 keyway	100	AAC4/Key Code
AA 5-pin double cylinder with GR9 keyway	100	AAG/Key Code
AA 5-pin C4 cylinder with interior thumb-turn for left hand doors	100	AAC4LHTT/Key Code
AA 5-pin C4 cylinder with interior thumb-turn for right hand doors	100	AAC4RHTT/Key Code
W2000 wafer cylinder	100	W2000/KA or KD

AAC4/
AAG/AAC4LHTT/
AAC4RHTT

W2000/KA or KD

Accessories

SD7 Series



SDTS/KIT



SDAL/KIT



SDCoupler



SP6



SP9



SPS7A



SPS7B



ACCS14
ACCS14R



SD7FP

Accessories

Description	Code
Strike Plates	
TS thin Strike Plate (4mm) for SD7	SDTS/KIT
AL Narrow Strike and Lever Coupling for offset SD7 Lock	SDAL/KIT
Standard Strike Plate for SD7	SP6
Standard SD14 and S14R (Multipoints)	SP9
Strike Plate Spacer for SD7 & SD14 Thin	SPS7A
Strike Plate Spacer for SD7 & SD14 Thick	SPS7B

Fitting Bags

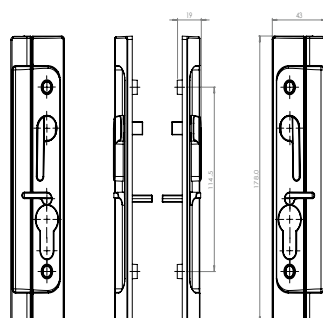
Description	Code
Fitting Bag for SD14 Series	ACCS14
Fitting Bag for S14R Series	ACCS14R

Fat Pack

Description	Code
SD7 Fat Pack - For doors up to 40mm thick	SD7FP

SD9 Horizon Series

Sliding Security Doors



SD9

SD9 Horizon Deadlock

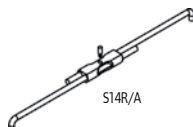
Description	Box QTY	Code
Furniture Lever		
SD9 Horizon Black Satin	10	SD9HBLST
SD9 Horizon Precious Silver Pearl	10	SD9HPSIL
SD9 Horizon Special	10	SD9HSP
SD9 Horizon White Gloss	10	SD9HWHGL
Furniture Lever with No Cylinder		
SD9 Horizon No Cylinder Hole Black Satin	10	SD9HNCBLST
SD9 Horizon No Cylinder Hole Precious Silver Pearl	10	SD9HNCPSIL
SD9 Horizon No Cylinder Hole White	10	SD9HNCWHGL



SD14Plus/



S14R/

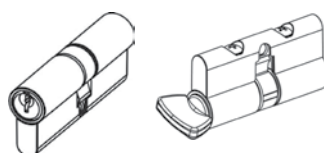


S14R/A

Multipoint Kits for Sliding Security Locks

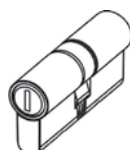
Description	Box QTY	Code
3 point locking cable kits with faceplates, connector boss and fixing screws		
Projection remote locks, lock position high	5	SD14PLUS/H
Projection remote locks, lock position universal high	5	SD14PLUS/UH
Projection remote locks, lock position low	5	SD14PLUS/L
Projection remote locks, lock position universal low	5	SD14PLUS/UL
Projection remote locks, lock position for pool	5	SD14PLUS/P
Projection remote locks, lock position special	5	SD14PLUS/SP
3 point locking rod kits with faceplates, connector boss and fixing screws		
Projection remote locks, lock position high	5	S14R/H
Projection remote locks, lock position universal high	5	S14R/UH
Projection remote locks, lock position low	5	S14R/L
Projection remote locks, lock position universal low	5	S14R/UL
Projection remote locks, lock position adjustable	5	S14R/A
Projection remote locks, lock position for pool	5	S14R/P
Projection remote locks, lock position special	5	S14R/SP

Cylinders



AAC4/
AAG/

AAC4LHTT/
AAC4RHTT



W2000/KA or KD

Description	Box QTY	Code
AA 5-pin double cylinder with C4 keyway	100	AAC4/Key Code
AA 5-pin double cylinder with GR9 keyway	100	AAG/Key Code
AA 5-pin C4 cylinder with interior thumb-turn for left hand doors	100	AAC4LHTT/Key Code
AA 5-pin C4 cylinder with interior thumb-turn for right hand doors	100	AAC4RHTT/Key Code
W2000 wafer cylinder	100	W2000/KA or KD

Pearl Series

Windows



Pearl window lock for aluminium framed, sliding windows

Description	Box QTY	Code
Standard Inner Pull with "push and slide" action, Self Latching, 3mm Stainless Steel Beak, Metal Strike Plate		
Cylinder included	10	PLWEAcolour/KA or KD
Cylinder included	10	PLWEAcolour/01 to /10
Cylinder not included	10	PLWEXcolour
Plug and Cylinder not included	10	PLWEXXcolour

Colour: BLMT = Black, WHGL = White, PSIL = Silver, SP = Special Colour

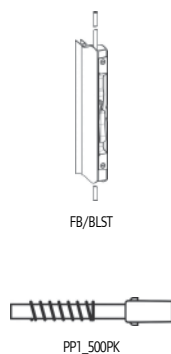
Austral Lock Door Closers



Door Closers

Description	Box QTY	Code
Standard Strength Door Closer (doors up to 18kg)	20	DC/colour
Increased Strength Door Closer (doors up to 26 kg)	20	DCH/colour
Door Closer Accessory - Fitting Bag		ACDC

Screen Accessories



Flush Bolts

Description	Box QTY	Code
FLUSH BOLT - for Double door Screen & Security Doors		
Security Flush bolt	5	FB/BLST

Plunger Pins

Description	Box QTY	Code
Plunger Pin for insect screens, QTY 500	1	PP1_500PK

Notes:

Brio



Image: Weatherfold 4s Hardware in Satin Stainless and PVD Black



Contents and Application Selection Guide

Product Range

System	Application	Residential	Commercial	Industrial	Max Panel Weight	Panel Thickness	Max Panel Height	Max Panel Width	Interior	Exterior
Straight Sliding Top Hung Systems										
Sprintline 30	Room Divider	●			30kg	25mm min	2400mm	1500mm	●	
Single Run 60	Room Divider, Cavity Slider Doors	●	●		60kg	19mm min	2400mm	1500mm	●	
Zero Clearance 60	Room Divider	●	●		60kg	28mm min	2400mm	1500mm	●	
Open Bar Rail Timber 80	Room Divider	●	●		80kg	35-44mm	3000mm	1250mm	●	
Open Round Rail Timber 100	Room Divider	●	●		100kg	35-44mm	3000mm	2000mm	●	
Open Square Rail Timber 150	Room Divider	●	●		150kg	35-44mm	3000mm	2000mm	●	
Quick Run 120	Room Divider, Sliding Patio Doors, Sliding Shutters	●	●		120kg	28-32mm min	3000mm	1500mm	●	
Pro Run 200	Room Divider, Sliding Patio Doors, Sliding Shutters	●	●		200kg	40mm min	3300mm	2500mm	●	●
Pro Run 400	Room Divider, Sliding Patio Doors, Sliding Shutters	●	●		400kg	40mm min	3300mm	2500mm	●	●
Straight Sliding Bottom Rolling Systems										
Timberoll 100	Room Divider, Sliding Patio Doors	●	●		100kg	40mm min	2400mm	1500mm	●	●
Timberoll 170	Room Divider, Sliding Patio Doors	●	●		170kg	40mm min	2600mm	3000mm	●	●
Timberoll 200	Room Divider, Sliding Patio Doors	●	●		200kg	40mm min	3000mm	3000mm	●	●
Timberoll 300N	Room Divider, Sliding Patio Doors	●	●	●	300kg	40mm min	3300mm	3000mm	●	●
Interior Folding Systems										
Bifold 16	Cupboards & Wardrobes	●			16kg	23mm min	2400mm	620mm	●	
Multifold 30	Cupboards, Wardrobes & Room Dividers	●			30kg	19mm min	2400mm	650mm	●	
Pivotfold 35	Cupboards, Wardrobes & Room Dividers	●	●		35kg	35mm min	2400mm	900mm	●	
Centrefold 35	Room Dividers	●	●		35kg	35mm min	2400mm	920mm	●	
Endfold 35	Cupboards, Wardrobes & Room Dividers	●	●		35kg	35mm min	2400mm	900mm	●	
Pivotfold 75	Cupboards & Room Dividers	●	●		75kg	44mm min	3300mm	900mm	●	
Centrefold 75	Room Dividers	●	●		75kg	44mm min	3300mm	1000mm	●	
Endfold 75	Cupboards & Room Dividers	●	●		75kg	44mm min	3300mm	900mm	●	
Interfold 35F	Room Dividers	●	●		35kg	35mm min	2600mm	820mm	●	
Interfold 50F	Room Dividers	●	●		50kg	35mm min	2600mm	820mm	●	
Interfold 35	Room Dividers	●	●		35kg	35mm min	2600mm	1000mm	●	
Interfold 50	Room Dividers	●	●		50kg	35mm min	3000mm	1000mm	●	
Exterior Folding Systems										
Weatherfold 4s Servery 35	Kitchen Serveries, Cafes, Bars, Restaurants	●	●		35kg	35mm min	1800mm	650mm		●
Weatherfold 4s Window 35	Exterior Folding Outward Opening Timber Windows	●	●		35kg	35mm min	1800mm	1000mm		●
Shutterfold 25	Exterior Folding Shutters	●	●		25kg	35mm min	2400mm	900mm		●
Screenfold 25	Exterior Folding Alum. Security Screens	●	●		25kg	19mm min	2400mm	900mm		●
Louvrefold 25	Exterior Folding Louvred Panels - conceal fixing	●	●		25kg	30mm min	2400mm	900mm		●
Weatherfold 4s 50F	Exterior Folding Patio, Cafe, Bars, Restaurant Doors	●	●		50kg	35-68mm	2600mm	820mm		●
Weatherfold 4s 50 & 100	Timber Panels NM Exterior Folding Patio, Hospitality	●	●		100kg	35-68mm	3300mm	1000mm		●
Weatherfold 4s 50 & 100	Alum. Panels NM Exterior Folding Patio, Hospitality	●	●		100kg	35-68mm	3300mm	1000mm		●
Weatherfold 4s 50 & 100	Timber Panels MS Exterior Folding Patio, Hospitality	●	●		100kg	35-68mm	3300mm	1000mm		●
Channels	For Weatherfold 4s 50, 75 & 100	●	●							●
Hybrid Sills	For Weatherfold 4s 50, 75 & 100	●	●							●
Weatherfold 5c 80	Timber Panels NM Exterior Folding Patio, Hospitality	●	●		80kg	38-68mm	3300mm	1000mm		●
Weatherfold 4s 150	Timber & Alum. Panels NM Exterior Folding Patio, Hospitality	●	●	●	150kg	44-68mm	4000mm	1200mm		●
Locking Solutions										
Dual Point Lock	Folding and French Door Applications	●	●						●	●
Flush Bolts	Sliding, Folding and French Door Applications	●	●						●	●
Screen Solutions										
612 Screen	Sliding, Folding and French Door Applications	●							●	
312 Automated Pleated Insect Screen	Folding Window and Servery Applications	●							●	

Index

Product Range

Straight Sliding Top Hung

Br48	Sprintline 30
Br49	Single Run 60
Br50	Zero Clearance 60
Br51	Open Bar Timber 80
Br52	Open Round Rail Timber 100
Br53	Open Square Rail Timber 150
Br54, Br55	Quick Run 120
Br56	Pro Run 200
Br57	Pro Run 400
Br58	Simultaneous Accessories
Br59	Telescopic Accessories

Straight Sliding Bottom Rolling

Br60, Br61	Timberoll 100, 170, 200
Br62	Timberoll 300N

Index

Product Range

Interior Folding Door Hardware

Br63	Bifold 16
Br64	Multifold 30
Br65, Br66	Pivotfold, Centrefold, Endfold 35, 75
Br67, Br68	Interfold 35F, 50F
Br69	Interfold 35, 50

Exterior Folding Door Hardware

Br72	Shutterfold 25
Br73	Screenfold 25
Br74	Louvrefold 25

Weatherfold Range

Br70	Weatherfold 4s Served 35
Br71	Weatherfold 4s Widow 35
Br75	Weatherfold 4s 50F
Br76-Br78	Weatherfold 4s 50, 100 (Timber Panels Non Mortice)
Br79, Br80	Weatherfold 4s 50, 100 (Aluminium Panels Non Mortice)
Br81, Br82	Weatherfold 4s 50, 100 (Timber Panels Mortice Square)
Br83	Weatherfold 4s 50, 100 (Channels and Accessories)
Br84	Weatherfold 4s 50, 100 (Sills)
Br89	Weatherfold 5c 80
Br90, Br91	Weatherfold 4s 150 (Timber and Aluminium Panels Non Mortice)

Index

Product Range

Locking Solutions

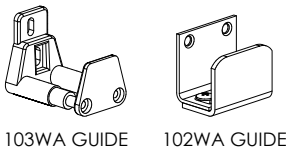
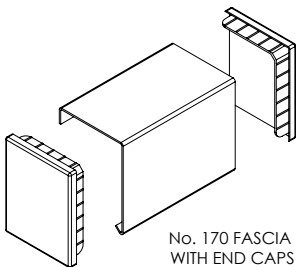
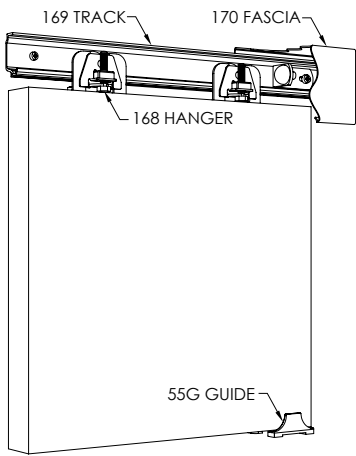
Br85	Dual Point Lock Timber
Br86, Br87	Dual Point Lock Aluminium
Br88	Flush Bolt

Screens Solutions

Br92	312 Automated Pleated Insect Screen
Br93 – Br96	612 Retractable Pleated Screen

Sprintline 30

Straight Sliding Top Hung



Maximum Panel Weight	30kg
Maximum Panel Width	1500m
Minimum Panel Thickness	25mm

Standard Sets and Packs

Description		Code
Sets comprise top track, hangers, door stops, guide, all screws & installation instructions.		
Maximum Panel Width	Track Length	
900mm	1600mm	SL30-16/1
1500mm	2440mm	SL30-24/1
(Packs for additional panels do not include top track)		
Single panel pack fittings		SL30-1PK

Fascia and End Caps

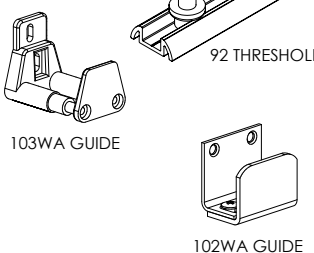
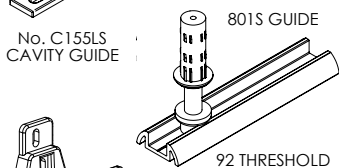
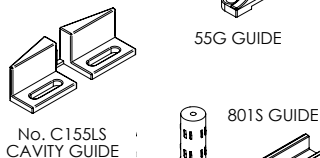
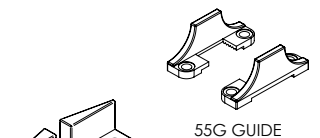
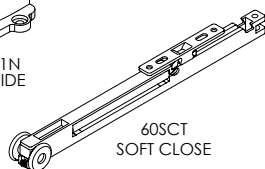
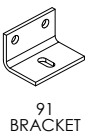
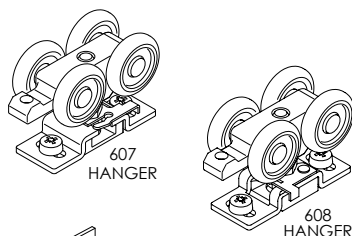
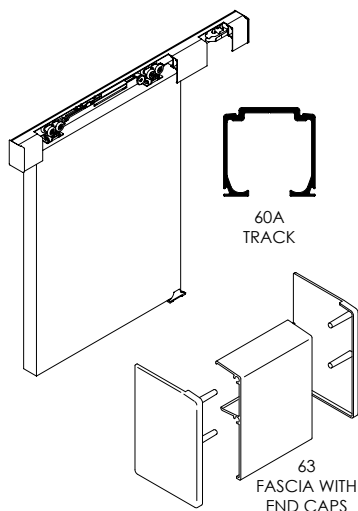
Description	Code
Aluminium fascia in pearl white powder coat, supplied with end caps.	
1800mm long for panels up to 900mm wide	170-18
3050mm long for panels up to 1500mm wide	170-30

Components

Description	Code
1600mm aluminium track	169-16
2440 aluminium track	169-24
Hanger with ballrace nylon wheel	168
Door stop	263
Standard guide, nylon floor mounted	55G
Sawcut guide, nylon floor mounted	101N
Sawcut guide, steel zinc plated, wall mounted	102WA
Surface guide, nylon, wall mounted	103WA

Single Run 60

Straight Sliding Top Hung



Maximum Panel Weight	60kg
Maximum Panel Height	2400mm
Minimum Panel Thickness	19mm

Standard Sets and Packs

Description	Code
Sets comprise track, brackets, two hangers, two door clips or soft close, one guide, spanner, all screws and installation instructions.	
Standard slider (Track Length 2000mm)	SR60-20/1
Standard slider (Track Length 3000mm)	SR60-30/1
Standard slider with dual soft close (Track Length 2000mm)	SR60-S20/1
Standard slider with dual soft close (Track Length 3000mm)	SR60-S30/1
Sets comprise track, two hangers, one guide, spanner, all screws and installation instructions.	
Cavity slider (Track Length 2000mm)	CR60-20/1
Cavity slider (Track Length 3000mm)	CR60-30/1
Pack comprises two hangers, two door clips, one guide, spanner, all screws and installation instructions.	
Standard slider	SR60-1PK
Pack comprises two hangers, one guide, spanner, all screws and installation instructions.	
Cavity slider	CR60-1PK

Brackets – for face fixing track

Description	Code
Single, zinc plated with fasteners	91Z
Five, zinc plated with fasteners	91Z/5

Components

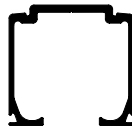
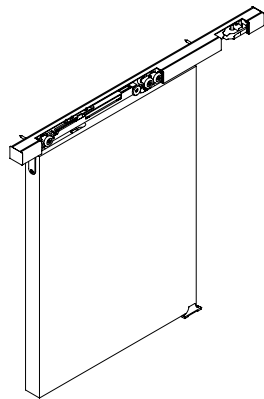
Description	Code
Aluminium mill track 2000mm	60A-20
Aluminium mill track 3000mm	60A-30
Aluminium mill track 4000mm	60A-40
Aluminium mill track 6000mm	60A-60
Fascia in clear anodised 2000mm	63-20CA
Fascia in clear anodised 3000mm	63-30CA
Fascia in powder coat white 2000mm	63-20PWT
Fascia in powder coat white 3000mm	63-30PWT
Hanger, nylon body with fixing plate	607
Hanger, nylon body with precision bearings (pocket application)	608
Standard guide, nylon floor mounted	55G
Clip stop	60CS
Soft close	60SCT
Cavity bumper	C153B
Spanner	805-SPN
Threshold – aluminium anodised 2000mm	92-A20
Threshold – aluminium anodised 3000mm	92-A30
Threshold – aluminium anodised 4000mm	92-A40
Threshold – aluminium anodised 6000mm	92-A60

Guides

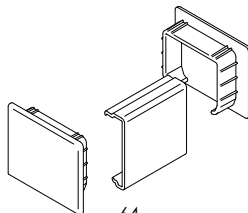
Description	Code
Sawcut guide, nylon, floor mounted	101N
Spring loaded, use with 92 threshold	801S
For cavity panel applications, nylon	C155LS
Sawcut guide, steel zinc plate, wall mounted	102WA
Surface guide, nylon, wall mounted	103WA

Zero Clearance 60

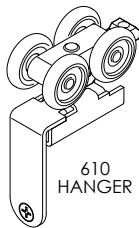
Straight Sliding Top Hung



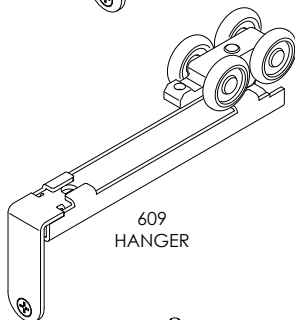
60A
TRACK



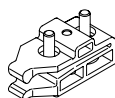
64
FASCIA WITH
END CAPS



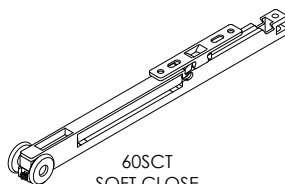
610
HANGER



609
HANGER



60CS
CLIP STOP



60SCT
SOFT CLOSE

V5

Maximum Panel Weight	60kg
Maximum Panel Height	2400mm
Minimum Panel Thickness	28mm

Standard Sets and Packs

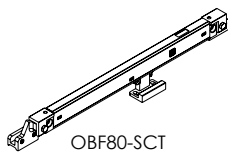
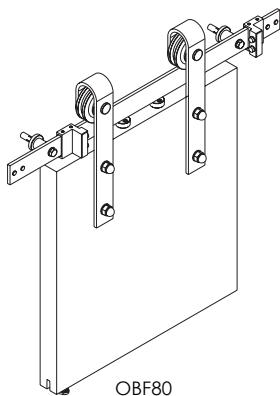
Description	Code
Sets comprise track, brackets, two hangers, door clips or soft close, guide, all screws and installation instructions.	
Standard slider, Track 2000mm	ZC60-20/1
Standard slider, Track 3000mm	ZC60-30/1
Standard slider with dual soft close, Track 2000mm	ZC60-S20/1
Standard slider with dual soft close, Track 3000mm	ZC60-S30/1
Standard slider, face fix track 2000mm, clear anod. fascia and dual soft close	ZC60F-S20/1CA
Standard slider, face fix track 2000mm, p/c white fascia and dual soft close	ZC60F-S20/1PWT
Standard slider, face fix track 2000mm, p/c black fascia and dual soft close	ZC60F-S20/1PBK
Standard slider, face fix track 2000mm, p/c copper fascia and dual soft close	ZC60F-S20/1PBC
Standard slider, face fix track 2000mm, p/c silver fascia and dual soft close	ZC60F-S20/1PVS
Standard slider, face fix track 2000mm, p/c blue fascia and dual soft close	ZC60F-S20/1PWD
Standard slider, face fix track 2000mm, p/c green fascia and dual soft close	ZC60F-S20/1PPE
Standard slider, face fix track 2000mm, p/c red fascia and dual soft close	ZC60F-S20/1PFR
Standard slider, face fix track 3000mm, clear anod. fascia and dual soft close	ZC60F-S30/1CA
Standard slider, face fix track 3000mm, p/c white fascia and dual soft close	ZC60F-S30/1PWT
Sets comprise track, two hangers with long and short plate, one guide, all screws and installation instructions. Soft close where indicated.	
Cavity slider, Track 2000mm	CC60-20/1
Cavity slider, Track 3000mm	CC60-30/1
Cavity slider with dual soft close, Track 2000mm	CC60-S20/1
Cavity slider with dual soft close, Track 3000mm	CC60-S30/1
Pack comprises two hangers, two door clips, guide options, all screws and installation instructions.	
Standard slider	ZC60-1PK

Components

Description	Code
Aluminium mill track 2000mm	60A-20
Aluminium mill track 3000mm	60A-30
Aluminium mill track 4000mm	60A-40
Aluminium mill track 6000mm	60A-60
Fascia in clear anodised 2000mm	64-20CA
Fascia in clear anodised 3000mm	64-30CA
Fascia in powder coat white 2000mm	64-20PWT
Fascia in powder coat white 3000mm	64-30PWT
Fascia with face fix track clear anod. 2000mm	64T-A20CA
Fascia with face fix track p/c white 2000mm	64T-A20PWT
Single bracket, zinc plated with fasteners	91Z
Five brackets, zinc plated with fasteners	91Z/5
Hanger, nylon body with precision bearings	609
Hanger, nylon body with precision bearings (short plate)	610
Standard guide, nylon floor mounted	55G
Sawcut guide, nylon, floor mounted	101N
Cavity guide, nylon	C155LS
Clip stop	60CS
Soft close	60SCT

Open Bar Rail Timber 80

Straight Sliding Top Hung



Maximum Panel Weight	80kg
Maximum Panel Height	3000mm
Maximum Panel Width	1250mm
Panel Thickness	35-44mm

Standard Sets

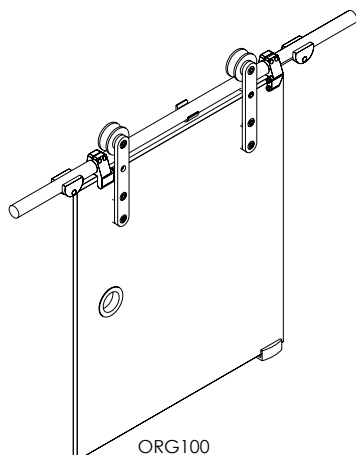
Description	Code
Sets comprise rail, two hangers, door stops, guide, brackets and fixings.	
2000mm rail, stainless steel finish	OBF80-20
2000mm rail, powder coat black finish	OBF80-20PB
2500mm rail, stainless steel finish	OBF80-25
2500mm rail, powder coat black finish	OBF80-25PB

Accessories

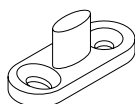
Description	Code
Joining bracket for 2 systems, stainless steel finish	80B-JB
Joining bracket for 2 systems, powder coat black finish	80B-JBPB
Open Bar Rail Timber Soft Close 80kg	OBF80-SCT

Open Round Rail Timber 100

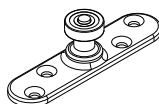
Straight Sliding Top Hung



ORG100



531T GUIDE



106E/94 GUIDE

Maximum Panel Weight	100kg
Maximum Panel Height	3000mm
Maximum Panel Width	2000mm
Panel Thickness	35-44mm

Standard Packs

Description	Code
Packs comprise 2 hangers, door stops, guide, handle, brackets and fixings.	
Top fix pack stainless steel	ORT100
Top fix pack PVD black	ORT100PR
Face fix pack stainless steel	ORF100
Face fix pack PVD black	ORF100PR

Rail

Description	Code
Stainless steel 2000mm	1000R-20
Stainless steel 2500mm	1000R-25
Stainless steel 3000mm	1000R-30
Stainless steel 4000mm	1000R-40
PVD black 2000mm	1000R-20PR
PVD black 2500mm	1000R-25PR
PVD black 3000mm	1000R-30PR

Alternative Guides

Description	Code
Stainless steel plate with single precision bearing	106E/94

Channels - see page Br56, Pro Run 200

Support Bracket - one required for every additional 500mm on rails longer than 2000mm

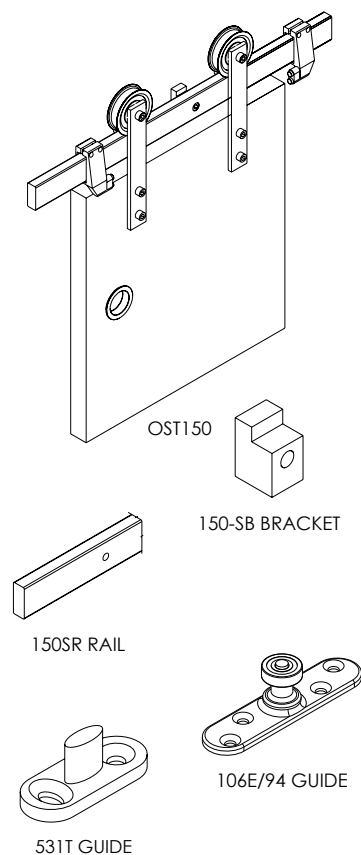
Description	Code
Top fix bracket stainless steel	100-RB
Top fix bracket PVD black	100-RBPR
Face fix bracket stainless steel	100F-RB
Face fix bracket PVD black	100F-RBPR

Accessories

Description	Code
Stainless steel sawcut guide (supplied)	531T
Stainless steel PVD Black sawcut guide (supplied)	531TPR

Open Square Rail Timber 150

Straight Sliding Top Hung



Maximum Panel Weight	150kg
Maximum Panel Height	3000mm
Maximum Panel Width	2000mm
Panel Thickness	35-44mm

Standard Packs

Description	Code
Packs comprise two hangers, door stops, guide, handle, brackets and fixings.	
Stainless steel	OST150
PVD black	OST150PR

Rail

Description	Code
Stainless steel 2000mm	150SR-20
Stainless steel 2500mm	150SR-25
Stainless steel 3000mm	150SR-30
Stainless steel 4000mm	150SR-40
PVD black 2000mm	150SR-20PR
PVD black 2500mm	150SR-25PR
PVD black 3000mm	150SR-30PR

Guides

Description	Code
Stainless steel sawcut guide (supplied)	531T
PVD black sawcut guide (supplied)	531TPR
Stainless steel plate with single precision bearing	106E/94


Support Bracket

One required for every additional 500mm on rails longer than 2000mm

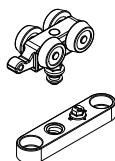
Description	Code
Stainless steel	150-SB
PVD black	150-SBPR

Quick Run 120

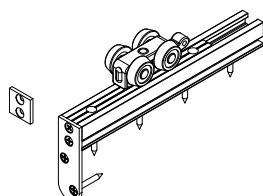
Straight Sliding Top Hung



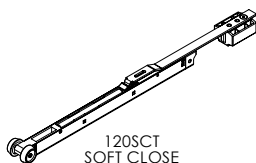
57 JNP HANGER



58 JNP HANGER



61 JNP HANGER



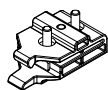
120SCT
SOFT CLOSE



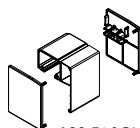
106E/94 GUIDE



106SSMF GUIDE



120SCS
CLIP STOP



123 FASCIA



120C TRACK



120E TRACK



120F TRACK

Maximum Panel Weight	120kg
Maximum Panel Height	3000mm
Minimum Panel Thickness	28mm - 32mm

Standard Sets and Packs


Description	Code
Sets comprise of track, two hangers, two hanger stops, one guide, fixings and installation instructions for 1 panel.	
Surface Mount, Clip Stop, Flush Track 2000mm	QR120S-C20F/I
Surface Mount, Clip Stop, Flush Track 3000mm	QR120S-C30F/I
Surface Mount, Soft Close, Flush Track 2000mm	QR120S-S20F/I
Surface Mount, Soft Close, Flush Track 3000mm	QR120S-S30F/I
Recessed Mount, Clip Stop, Flush Track 2000mm	QR120R-C20F/I
Recessed Mount, Clip Stop, Flush Track 3000mm	QR120R-C30F/I
Recessed Mount, Soft Close, Flush Track 2000mm	QR120R-S20F/I
Recessed Mount, Soft Close, Flush Track 3000mm	QR120R-S30F/I
Zero Clearance Mount, Clip Stop, Flush Track 2000mm	QR120Z-C20F/I
Zero Clearance Mount, Clip Stop, Flush Track 3000mm	QR120Z-C30F/I
Zero Clearance Mount, Soft Close, Flush Track 2000mm	QR120Z-S20F/I
Zero Clearance Mount, Soft Close, Flush Track 3000mm	QR120Z-S30F/I
Zero Clearance Mount, Clip Stop, Ceiling Track 2000mm	QR120Z-C20C/I
Zero Clearance Mount, Clip Stop, Ceiling Track 3000mm	QR120Z-C30C/I
Zero Clearance Mount, Soft Close, Ceiling Track 2000mm	QR120Z-S20C/I
Zero Clearance Mount, Soft Close, Ceiling Track 3000mm	QR120Z-S30C/I
Packs comprise of two hangers, two hanger stops, one guide, fixings and installation instructions, no track	
Surface Mount, Clip Stop, 1 Panel Pack, no track	QR120S-C1PK
Recessed Mount, Clip Stop, 1 Panel Pack, no track	QR120R-C1PK
Zero Clear Mount, Clip Stop, 1 Panel Pack, no track	QR120Z-C1PK

Tracks and Fascias

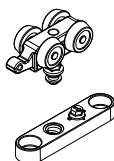
Description	Code
Ceiling Track	
Aluminium Anodised Track 2000mm	120C-A20
Aluminium Anodised Track 3000mm	120C-A30
Aluminium Anodised Track 4000mm	120C-A40
Aluminium Anodised Track 6000mm	120C-A60
External Track (suitable for use with 123 fascia)	
Aluminium Anodised Track 2000mm	120E-A20
Aluminium Anodised Track 3000mm	120E-A30
Aluminium Anodised Track 4000mm	120E-A40
Aluminium Anodised Track 6000mm	120E-A60
Flat Track	
Aluminium Anodised Track 2000mm	120F-A20
Aluminium Anodised Track 3000mm	120F-A30
Aluminium Anodised Track 4000mm	120F-A40
Aluminium Anodised Track 6000mm	120F-A60
Fascias for 120E Track	
Fascia 2000mm & End Caps CA	123-20CA
Fascia 3000mm & End Caps CA	123-30CA
Fascia 4000mm & End Caps CA	123-40CA
Fascia 6000mm & End Caps CA	123-60CA

Quick Run 120

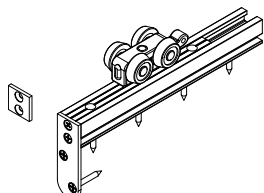
Straight Sliding Top Hung



57 JNP HANGER



58 JNP HANGER



61 JNP HANGER



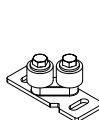
106E/94
GUIDE



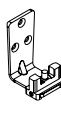
106SSMF
GUIDE



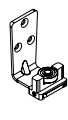
104W/94PR
GUIDE



105AA GUIDE



106AT
GUIDE



106A/94
GUIDE



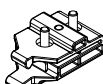
94A



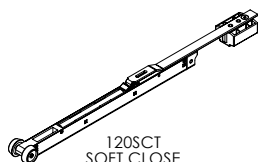
94P



94PPA



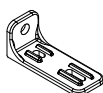
120CS
CLIP STOP



120SCT
SOFT CLOSE



1SS/250 BRACKET



5SS/120 BRACKET



91Z BRACKET

Maximum Panel Weight	120kg
Maximum Panel Height	3000mm
Minimum Panel Thickness	28mm - 32mm

Hangers

Description	Code
Hanger – for surface mount	
Type 57, high quality bearings (pair)	57JNP
Hanger – for recessed mount	
Type 58, high quality bearings (pair)	58JNP
Hanger – for zero clearance between track and hanger	
Type 61, high quality bearings (pair)	61JNP

Guides

Description	Code
SS plate with bearing	106E/94
SS plate with bearing	104W/94PR
Sawcut guide, nylon	101N
Adjustable Guides Multiple Panels T-slot	106AT
Adjustable Guides Multiple Panels - Bearing	106A/94
Adjustable Guide Aluminium Panels	105AA

Channels

Description	Code
Aluminium mill 2000mm	94A-20
Aluminium mill 3000mm	94A-30
Aluminium mill 4000mm	94A-40
Aluminium mill 6000mm	94A-60
Polypropylene, black 2000mm	94P-20
Polypropylene, black 3000mm	94P-30
Polypropylene, black 4000mm	94P-40
Polypropylene, black 6000mm	94P-60
Poly & aluminium mill 2000mm	94PPA-20
Poly & aluminium mill 3000mm	94PPA-30
Poly & aluminium mill 4000mm	94PPA-40
Poly & aluminium mill 6000mm	94PPA-60
Poly & aluminium anod. 2000mm	94PPA-A20
Poly & aluminium anod. 3000mm	94PPA-A30
Poly & aluminium anod. 4000mm	94PPA-A40
Poly & aluminium anod. 6000mm	94PPA-A60

Hanger Stops

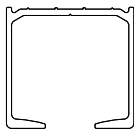
Description	Code
Clip stop	120CS
Soft close (120kg)	120SCT

Brackets – for face fixing track

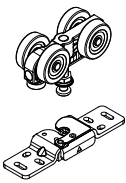
Description	Code
Single, face fitted	1SS/250
Double, face fitted	5SS/120
Single, zinc plated with fasteners	91Z

Pro Run 200

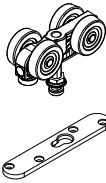
Straight Sliding Top Hung




200F Track



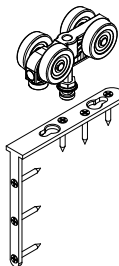
57SS HANGER



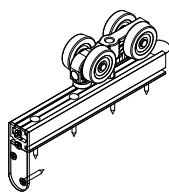
57SS/MN HANGER



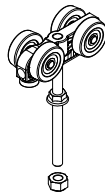
58SS HANGER



52SS HANGER



61SS HANGER



56SS HANGER



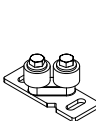
106E/94
GUIDE



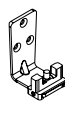
106SSMF
GUIDE



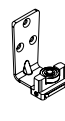
104W/94PR
GUIDE



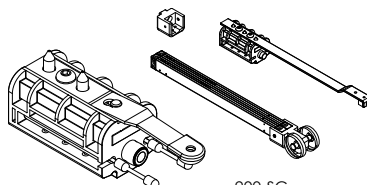
105AA GUIDE



106AT
GUIDE



106A/94
GUIDE



200-DS

200-SC



94A



94P



94PPA

200

Maximum Panel Weight	200kg
Maximum Panel Height	3300mm
Minimum Panel Thickness	40mm

Track

Description	Code
Flush mounting track, anodised, 2000mm	200F-A20
Flush mounting track, anodised, 3000mm	200F-A30
Flush mounting track, anodised, 4000mm	200F-A40
Flush mounting track, anodised, 6000mm	200F-A60
Track end caps pair	400F-EC

Hangers

Description	Code
Timber & metal panels - recessed plate	58SS/M
Timber & metal panels - surface mount, auto latching	57SS/M
Timber & metal panels - surface mount	57SS/MN
Timber & metal panels - zero clearance	61SS/M
Timber panels - angle frame	52SS/M
Metal panel - long bolt	56SS/ML

Guides

Description	Code
SS plate with bearing	106E/94
SS plate with bearing	104W/94PR
Adjustable Guides Multiple Panels T-slot	106AT
Adjustable Guides Multiple Panels - Bearing	106A/94
Adjustable Guide Aluminium Panels	105AA
Timber panels - angle frame (use with 52SS/M)	21RB/94

Hanger Stops

Description	Code
Dampener stop	200-DS
Soft close (200kg)	200-SC

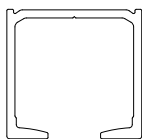
Channels

Description	Code
Aluminium mill 2000mm	94A-20
Aluminium mill 3000mm	94A-30
Aluminium mill 4000mm	94A-40
Aluminium mill 6000mm	94A-60
Polypropylene, black 2000mm	94P-20
Polypropylene, black 3000mm	94P-30
Polypropylene, black 4000mm	94P-40
Polypropylene, black 6000mm	94P-60
Poly & aluminium mill 2000mm	94PPA-20
Poly & aluminium mill 3000mm	94PPA-30
Poly & aluminium mill 4000mm	94PPA-40
Poly & aluminium mill 6000mm	94PPA-60
Poly & aluminium anod. 2000mm	94PPA-A20
Poly & aluminium anod. 3000mm	94PPA-A30
Poly & aluminium anod. 4000mm	94PPA-A40
Poly & aluminium anod. 6000mm	94PPA-A60


Pro Run 400

Straight Sliding Top Hung

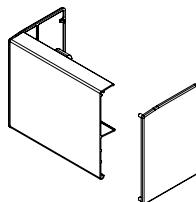
400




400F



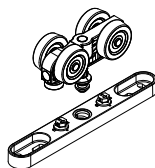
400E



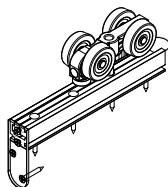
403E



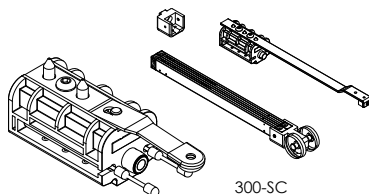
57SS HANGER



58SS HANGER



61SS HANGER



400-DS

300-SC

Maximum Panel Weight	400kg
Maximum Panel Height	3300mm
Minimum Panel Thickness	40mm

Tracks and Fascias

Description	Code
Flush mounting track 2000mm	400F-A20
Flush mounting track 3000mm	400F-A30
Flush mounting track 4000mm	400F-A40
Flush mounting track 6000mm	400F-A60
Exterior anodised track, suitable for telescopic kits and fascia 403E, 2000mm	400E-A20
Exterior anodised track, suitable for telescopic kits and fascia 403E, 3000mm	400E-A30
Exterior anodised track, suitable for telescopic kits and fascia 403E, 4000mm	400E-A40
Exterior anodised track, suitable for telescopic kits and fascia 403E, 6000mm	400E-A60
Track end caps pair	400F-EC
Anodised aluminium fascia with end caps 2000mm	403E-20CA
Anodised aluminium fascia with end caps 3000mm	403E-30CA
Anodised aluminium fascia with end caps 4000mm	403E-40CA
Anodised aluminium fascia with end caps 6000mm	403E-60CA

Hangers

Description	Code
Timber & metal panels - recessed plate	58SS/M
Timber & metal panels - surface mount	57SS/M
Timber & metal panels - surface mount	57SS/MN
Timber & metal panels - zero clearance	61SS/M
Timber panels - angle frame	52SS/M
Metal Panel - long bolt	56SS/ML

Hanger Stops

Description	Code
Dampener Stop	400-DS
Soft close (300kg)	300-SC

Brackets

Description	Code
Single face fix	1SS/250
Double face fix	5SS/250

Accessories

Description	Code
Flush pull - PVD brass	401PVDB
Flush pull - PVD black	401PVDR
Flush pull - satin nickel	401SN
Flush pull - back to back 401 kits - PVD brass	401B2BPVDB
Flush pull - back to back 401 kits - PVD black	401B2BPVDR
Flush pull - back to back 401 kits - satin nickel	401B2BSS

For guides and channels see Pro Run 200 page Br56

Simultaneous Accessory Kit

Straight Sliding Top Hung

Quick Run

120

Pro Run

200

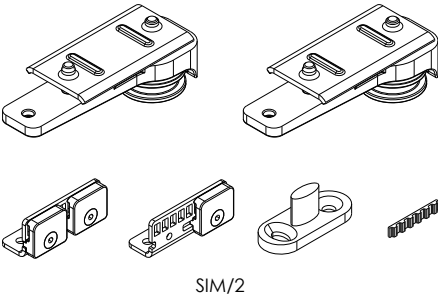
400

Maximum Panel Weight	100kg	100kg	100kg
Maximum Panel weight with soft close (per panel)	50kg	50kg	50kg
Maximum Panel Height	3000mm	3300mm	3300mm
Minimum Panel Thickness	28mm	40mm	40mm

Standard Sets and Packs

Description	Code	Code	Code
Simultaneous Accessory Kit - 2 door panels	SIM/2	SIM/2	SIM/2

Fascia - see table below



Telescopic Accessory Kit

Straight Sliding Top Hung

Quick Run

120

Pro Run

400

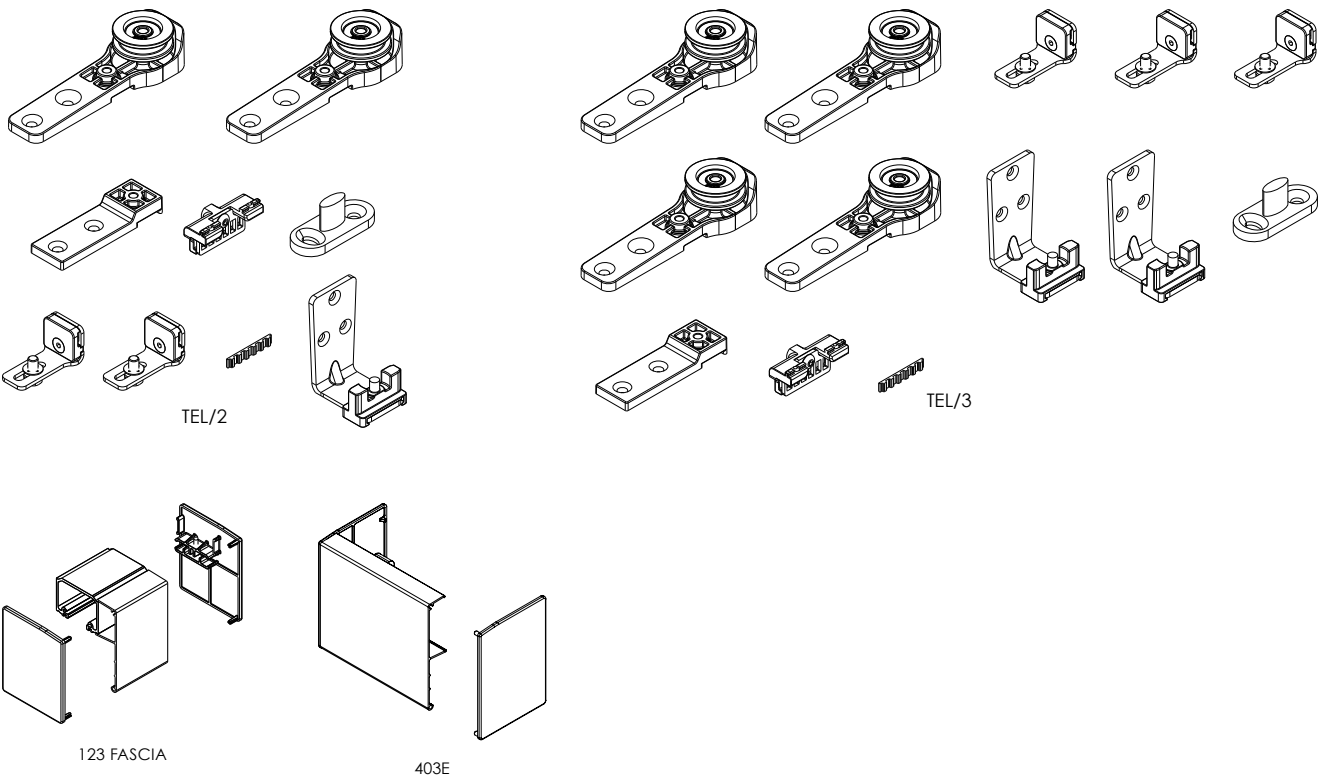
Accessory only suitable with 120E and 400E tracks		
Maximum Panel Weight - 2 panels	120kg	120kg
Maximum Panel Weight - 3 panels	100kg	100kg
Maximum Panel Height	3000mm	3000mm
Minimum Panel Thickness	28mm	40mm

Standard Sets and Packs

Description	Code	Code
Telescopic Accessory Kit - 2 panels	TEL/2	TEL/2
Telescopic Accessory Kit - 3 panels	TEL/3	TEL/3

Fascias

Description	Code	Code
Fascia 2000mm & End Caps CA	123-20CA	403E- -20CA
Fascia 3000mm & End Caps CA	123-30CA	403E- -30CA
Fascia 4000mm & End Caps CA	123-40CA	403E- -40CA
Fascia 6000mm & End Caps CA	123-60CA	403E- -60CA



Timberoll 100, 170 & 200

Straight Sliding Bottom Rolling



900A GUIDE CHANNEL



94PPA CHANNEL



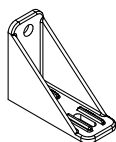
94P CHANNEL



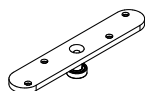
913A RAIL



1SS/250 BRACKET



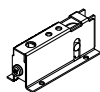
5SS/250 BRACKET



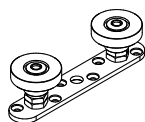
106RB/94 GUIDE



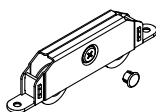
113RB/94 GUIDE



913SBA
BOTTOM ROLLER



61SS/900 TOP
GUIDE ROLLER



913DBA-SS
BOTTOM ROLLER

100

170

200

Maximum Panel Weight	100kg	170kg	200kg
Maximum Panel Height	2400mm	2400mm	3000mm
Minimum Panel Thickness	40mm	40mm	40mm

Top Guide Channels

Description	Code	Code	Code
Polypropylene, black 2000mm	94P-20	94P-20	94P-20
Polypropylene, black 3000mm	94P-30	94P-30	94P-30
Polypropylene, black 4000mm	94P-40	94P-40	94P-40
Polypropylene, black 6000mm	94P-60	94P-60	94P-60
Poly & aluminium anod. 2000mm	94PPA-A20	94PPA-A20	94PPA-A20
Poly & aluminium anod. 3000mm	94PPA-A30	94PPA-A30	94PPA-A30
Poly & aluminium anod. 4000mm	94PPA-A40	94PPA-A40	94PPA-A40
Poly & aluminium anod. 6000mm	94PPA-A60	94PPA-A60	94PPA-A60
Aluminium anodised 2000mm	900A-A20	900A-A20	900A-A20
Aluminium anodised 3000mm	900A-A30	900A-A30	900A-A30
Aluminium anodised 4000mm	900A-A40	900A-A40	900A-A40
Aluminium anodised 6000mm	900A-A60	900A-A60	900A-A60

Top Guide Brackets

Description	Code	Code	Code
Single, face fitted	1SS/250	1SS/250	1SS/250
Double, face fitted	5SS/250	5SS/250	5SS/250

Top Guide Rollers – 2 per door

Description	Code	Code	Code
Cast stainless top fitting – stainless bearing	106RB/94	106RB/94	106RB/94
Cast stainless angle fitting – stainless bearing	113RB/94	113RB/94	113RB/94
Cast stainless plate – double adjustable nylon roller	61SS/900	61SS/900	61SS/900

Bottom Rollers – 2 per door

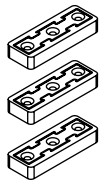
Description	Code	Code	Code
Double bogie, nylon roller, SS precision bearing, adjustable	913DBA-N		
Adjustable stainless steel roller & precision bearing		913SBA	
Double bogie stainless steel roller, SS precision bearing adjustable			913DBA-SS

Bottom Rails

Description	Code	Code	Code
Aluminium rail – drilled & countersunk 2000mm	913A-A20		
Aluminium rail – drilled & countersunk 3000mm	913A-A30		
Aluminium rail – drilled & countersunk 4000mm	913A-A40		
Aluminium rail – drilled & countersunk 6000mm	913A-A60		

Timberoll 100, 170 & 200

Straight Sliding Bottom Rolling



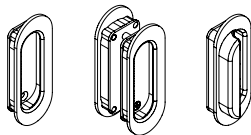
No. 924-DC
DOOR COLLECTOR



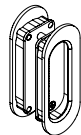
924 INTERLOCKER



AQ21 SEAL



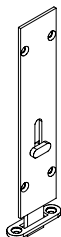
401
FLUSH PULL



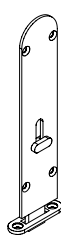
401B2B
FLUSH PULL



401D
FLUSH PULL



456



456R



456 ROUTER

Interlocker

Description	Code
Door Collector - multiple panels	924-DC
Interlocker clear anodised 4800mm	924-CA48
Interlocker black anodised 4800mm	924-BK48
Interlocker bronze anodised 4800mm	924-BZ48
Interlocker clear anodised 2 pack 2400mm	924-CA24
Interlocker black anodised 2 pack 2400mm	924-BK24
Interlocker bronze anodised 2 pack 2400mm	924-BZ24
Perimeter Seals	
Frame seal 15m bag	AQ21B-15
Frame seal 20m bag	AQ21B-20
Frame seal 15m bag	AQ21W-15
Frame seal 20m bag	AQ21W-20

Accessories

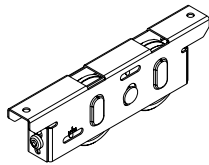
Description	Code
Flush pull - PVD brass	401PVDB
Flush pull - PVD black	401PVDR
Flush pull - satin nickel	401SN
Flush pull - back to back PVD brass	401B2BPVDB
Flush pull - back to back PVD black	401B2BPVDR
Flush pull - satin nickel	401B2BSS
Flush pull - raised finger grip	401DPS
Flush pull - raised finger grip	401DSN
Flush bolt, square top 190 - PVD brass	456PVDB
Flush bolt, square top 190 - satin nickel	456SN
Flush bolt, round top 190 - PVD brass	456RPVDB
Flush bolt, round top 190 - PVD black	456RPVDR
Flush bolt, round top 190 - satin nickel	456RSN
Plunge router for 456 Flush bolt profile	ROUTER

Timberoll 300N

Straight Sliding Bottom Rolling



900A GUIDE CHANNEL



913DBA-300N



913A RAIL

Maximum Panel Weight	300kg
Maximum Panel Height	3300mm
Minimum Panel Thickness	40mm

Bottom Rollers – 2 per door

Description	Code
Double bogie, nylon roller, precision bearing, adjustable	913DBA-300N

Bottom Rails

Description	Code
Aluminium rail – drilled & countersunk 2000mm	913A-A20
Aluminium rail – drilled & countersunk 3000mm	913A-A30
Aluminium rail – drilled & countersunk 4000mm	913A-A40
Aluminium rail – drilled & countersunk 6000mm	913A-A60

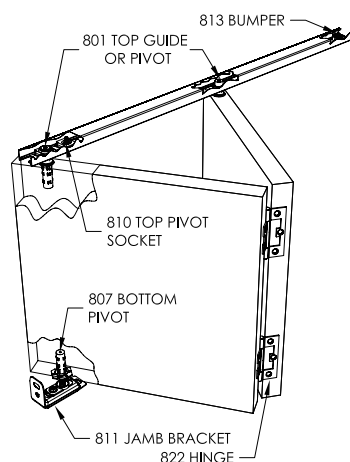
Top Guide Channels - see page Br60, Timberoll 100, 170 & 200

Top Guide Brackets - see page Br60, Timberoll 100, 170 & 200

Top Guide Rollers - see page Br60, Timberoll 100, 170 & 200

Bifold 16

Interior Folding Door Hardware



810 TOP PIVOT SOCKET



813 BUMPER



808 DOOR ALIGNER

Maximum Panel Weight	16kg
Maximum Panel Width	620mm
Maximum Panel Height	2400mm
Minimum Panel Thickness	23mm

Standard Sets and Packs

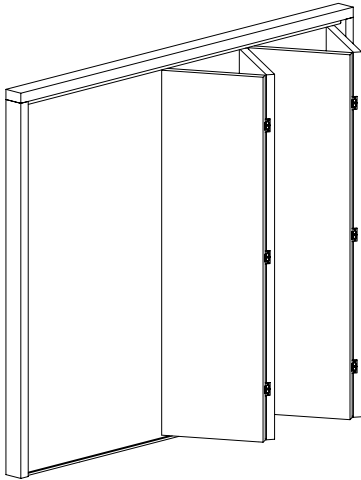
Description	Code
Sets for 2 panels comprise track, top pivot socket, bumper, top and bottom pivots, jamb bracket, top guide, three hinges, spanner, all screws and installation instructions. Sets for four panels comprise twice the amount of the above hardware plus two aligners but only one spanner and installation instruction	
Opening Width (Track Length)	
915mm for 2 panels, Track Length 915mm	BF16-09/2
1250mm for 2 panels, Track Length 1250mm	BF16-12/2
1830mm for 2 panels both sides, Track Length 1830	BF16-18/4
2500mm for 2 panels both sides, Track Length 2500mm	BF16-25/4

Components

Description	Code
820mm track, steel in white finish - with 1 x 810, 1 x 813	825T-08W
915mm track, steel in white finish - with 1 x 810, 1 x 813	825T-09W
1220mm track, steel in white finish - with 1 x 810, 1 x 813	825T-12W
1830mm track, steel in white finish - with 2 x 810, 2 x 813	825T-18W
2440mm track, steel in white finish - with 2 x 810, 2 x 813	825T-24W
Bifold top pivot/guide	801
Bottom pivot - nylon and steel, zinc dichromate	807
Aligner - steel, zinc dichromate	808
Top pivot socket - steel, zinc dichromate	810
Jamb bracket - nylon and steel, zinc dichromate	811
Spanner	320
Bumper - rubber and steel, zinc dichromate	813
Hinge - 65mm Zinc plated with screws	282Z
Hinge - 75mm in electro brass with screws	823

Multifold 30

Interior Folding Door Hardware



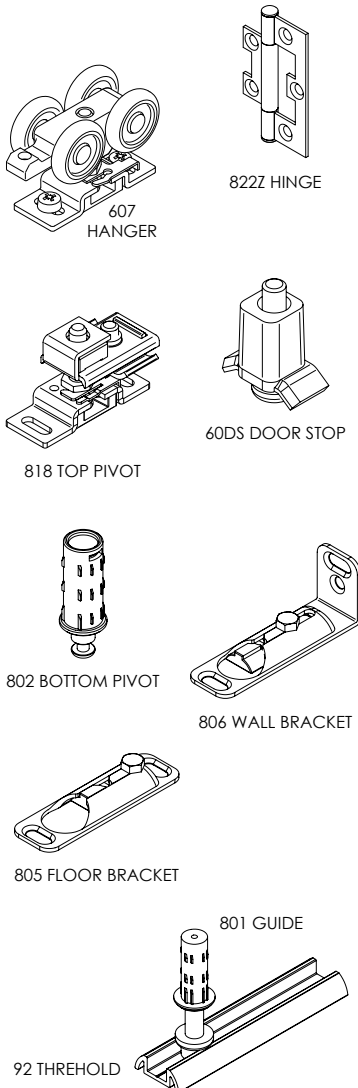
Maximum Panel Weight	30kg
Maximum Panel Width	650mm
Maximum Panel Height	2400mm
Minimum Panel Thickness	19mm

Standard Sets and Packs

Description	Code
Standard sets comprise track, top pivot assembly, bottom pivot, wall bracket, hanger(s) door stop, spanner, hinges, screws and installation instructions.	
650mm (2 Panels), Track Length 1300mm	MF30-13/2
2 Panel Pack	MF30-2PK
4 Panel Pack	MF30-4PK
6 Panel Pack	MF30-6PK
Add-on 2 Panel Pack	MF30-APK

Components

Description	Code
Aluminium mill track 2000mm	60A-20
Aluminium mill track 3000mm	60A-30
Aluminium mill track 4000mm	60A-40
Aluminium mill track 6000mm	60A-60
Bracket, single, zinc plated with fasteners	91Z
Hanger, nylon body with fixing plate	607
Door stop	60DS
Top pivot assembly	818
Bottom pivot	802
Wall bracket (for bottom pivot)	806
Hinge – 65mm zinc plated with screws	282Z
Guide – spring loaded, use with 92 & 130 threshold	801
Guide – use with 96W channel	106SSMF
Threshold – aluminium anodised 2000mm	92-A20
Threshold – aluminium anodised 3000mm	92-A30
Threshold – aluminium anodised 4000mm	92-A40
Threshold – aluminium anodised 6000mm	92-A60
Guide channel, clear anodised finish – 2000mm	96W-A20
Guide channel, clear anodised finish – 3000mm	96W-A30
Guide channel, clear anodised finish – 4000mm	96W-A40
Guide channel, clear anodised finish – 6000mm	96W-A60
Threshold – aluminium anodised 2000mm	130-20
Threshold – aluminium anodised 3000mm	130-30
Threshold – aluminium anodised 4000mm	130-40
Threshold – aluminium anodised 6000mm	130-60
Spanner	805-SPN
Flush pull – satin nickel	401SN
Flush pull – PVD brass	401PVDB
Flush pull – PVD black	401PVDR



Pivotfold, Centrefold, Endfold 35, 75

Interior Folding Door Hardware



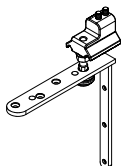
120A TRACK




350 TRACK



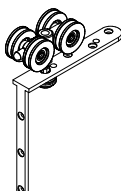
1SS/250 BRACKET



21HP PIVOT SET



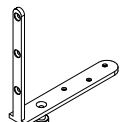
21GN HANGER



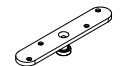
21/4 HANGER



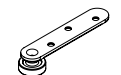
61/4 HANGER



21RB/94 GUIDE



106RB/94 GUIDE



106SSMF

	35	75
Maximum Panel Weight	35kg	75kg
Maximum Panel Height	2400mm	3300mm
Maximum Panel Width (Pivotfold & Endfold)	900mm	900mm
Maximum Panel Width (Centrefold)	920mm	1000mm
Minimum Panel Thickness	35mm	40mm

Standard Pack

Description	Code	Code
All packs include 57ENP hangers and 282SS hinges		
Endfold / Centrefold		
2 Panel Pack – hangers, hinges	EF35-2PK	
2 Panel Add-on Pack – hangers, guide, hinges	EF35-APK	
4 Panel Pack – hangers, guides, hinges	EF35-4PK	
6 Panel Pack – hangers, guides, hinges	EF35-6PK	
Pivotfold		
2 Panel Pack – pivot set, hanger, guide, hinges	PF35-2PK	
2 Panel Add-on Pack – hangers, guide, hinges	PF35-APK	
No Channel 2 Panel Pack – pivot set, hangers, hinges	PF35-2PKNC	
4 Panel Pack – pivot set, hangers, guides, hinges	PF35-4PK	
6 Panel Pack – pivot set, hangers, guides, hinges	PF35-6PK	

Track

Description	Code	Code
Track Aluminium Anodised – 2000mm	120A-A20	350-A20
Track Aluminium Anodised – 3000mm	120A-A30	350-A30
Track Aluminium Anodised – 4000mm	120A-A40	350-A40
Track Aluminium Anodised – 6000mm	120A-A60	350-A60

Brackets – For aluminium tracks

Description	Code	Code
Single face fitted	1SS/250	1SS/250

Pivot Sets – Pivotfold only

Description	Code	Code
Top and bottom pivots	35EP	21HP-C
Top and bottom pivots – no channel		21HP

Hangers – Pivotfold & Endfold

Description	Code	Code
2 wheel, chrome bearings		21HN
4 wheel, chrome bearings	35EN	21/4HN
4 wheel, nylon body & chrome bearings	35ENP	

Hangers – Centrefold

Description	Code	Code
4 wheel, chrome bearing	35EN	61/4HN
4 wheel, nylon body & chrome bearings	35ENP	

Pivotfold, Centrefold, Endfold 35, 75 (cont.)

Interior Folding Door Hardware

35

75



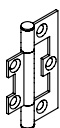
94A CHANNEL



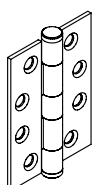
94P CHANNEL



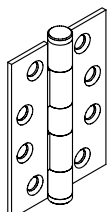
94PPA CHANNEL



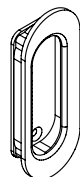
282SS HINGE



404/2 HINGE



404/3 HINGE



401 FLUSH PULL

Guides – Pivotfold & Endfold

Description	Code	Code
Stainless steel with precision bearing	106SSMF	21RB/94

Guides – Centrefold

Description	Code	Code
Stainless steel with precision bearing	106SSMF	106RB/94

Door Stops

Description	Code	Code
Door stop		180DS

Channel

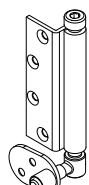
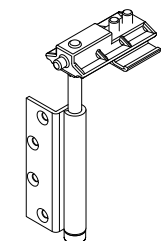
Description	Code	Code
Aluminium mill 2000mm		94A-20
Aluminium mill 3000mm		94A-30
Aluminium mill 4000mm		94A-40
Aluminium mill 6000mm		94A-60
Aluminium anodised 2000mm	96W-A20	94A-A20
Aluminium anodised 3000mm	96W-A30	94A-A30
Aluminium anodised 4000mm	96W-A40	94A-A40
Aluminium anodised 6000mm	96W-A60	94A-A60
Polypropylene, black 2000mm		94P-20
Polypropylene, black 3000mm		94P-30
Polypropylene, black 4000mm		94P-40
Polypropylene, black 6000mm		94P-60
Poly & aluminium mill 2000mm		94PPA-20
Poly & aluminium mill 3000mm		94PPA-30
Poly & aluminium mill 4000mm		94PPA-40
Poly & aluminium mill 6000mm		94PPA-60
Poly & aluminium anod. 2000mm		94PPA-A20
Poly & aluminium anod. 3000mm		94PPA-A30
Poly & aluminium anod. 4000mm		94PPA-A40
Poly & aluminium anod. 6000mm		94PPA-A60

Hinges

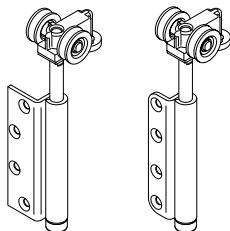
Description	Code	Code
Hinge 65mm – SS with screws	282SS	
Hinge – 65mm zinc plated with screws	282Z	
Butt 76x63 satin stainless	404/2S	404/2S
Butt 100x75 satin stainless	404/3S	404/3S
Butt 100x75 PVD brass	BW215MPB	BW215MPB
Butt 100x75 PVD black	BW215MPR	BW215MPR
Accessories		
Flush pull Satin Nickel	401SN	401SN
Flush pull PVD Brass	401PVDB	401PVDB
Flush pull PVD Black	401PVDR	401PVDR

Interfold 35F & 50F

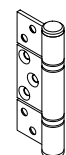
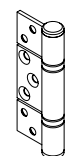
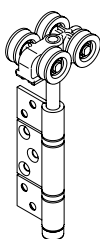
Interior Folding Door Hardware



BWS1F-35H



BWS2F-35CH BWS2F-35CM



BWS4F-35CH

35F

50F

Maximum Panel Weight	35kg	50kg
Maximum Panel Height	2600mm	2600mm
Maximum Panel Width	820mm	820mm
Minimum Panel Thickness	35mm	35mm

Track

Description	Code	Code
Aluminium anodised track 2000mm	120A-A20	180A-A20
Aluminium anodised track 3000mm	120A-A30	180A-A30
Aluminium anodised track 4000mm	120A-A40	180A-A40
Aluminium anodised track 6000mm	120A-A60	180A-A60

Pivot Sets

Description	Code	Code
Consists of top pivot and jamb pivot		
Pivot set – bottom jamb fix SS	BWS1F-35HSS	BWS1F-75HSS

End Hangers Sets Non Mortice

Description	Code	Code
Consists of hanger only, chrome steel bearings		
End hanger SS	BWS2F-35CHSS	BWS2F-50CHSS

End Hangers Mortice

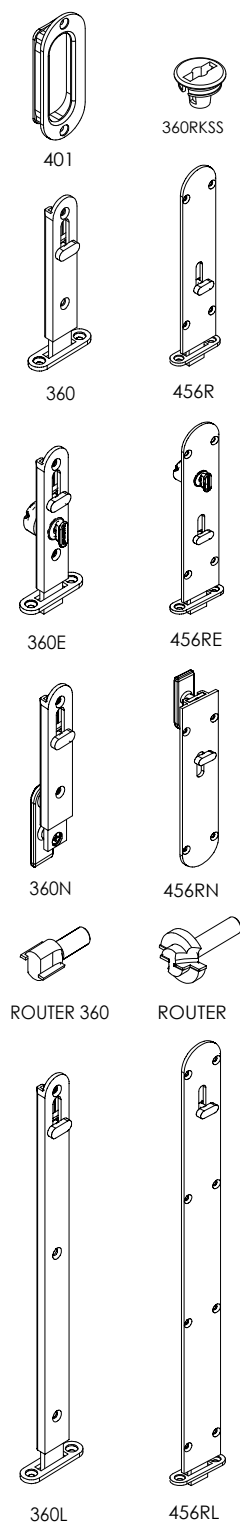
Description	Code	Code
Consists of hanger only, chrome steel bearings		
End hanger SS	BWS2F-35CMSS	BWS2F-50CMSS

Intermediate Hanger Sets

Description	Code	Code
Consists of hanger and two hinges, chrome steel bearings		
Intermediate hanger set SS	BWS4F-35CHSS	BWS4F-50CHSS

Interfold 35F & 50F

Interior Folding Door Hardware



35F

50F

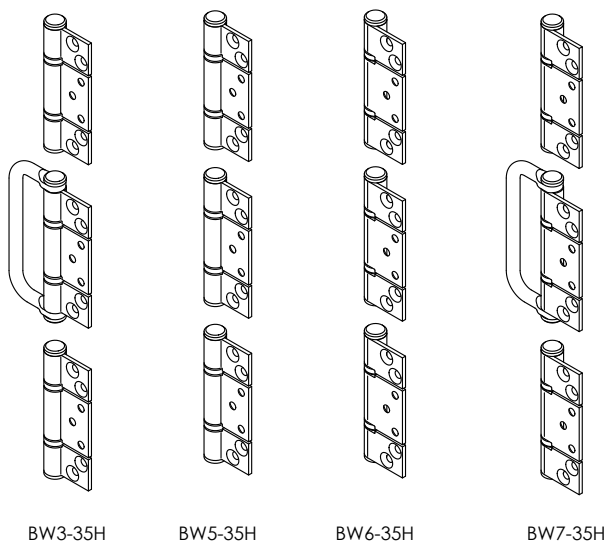
Maximum Panel Weight	35kg	50kg
Maximum Panel Height	2600mm	2600mm
Maximum Panel Width	820mm	820mm
Minimum Panel Thickness	35mm	35mm

Hinge Sets

Description	Code	Code
Consisting of three 304 SS hinges per set		
Intermediate hinge set, two hinges + hinge handle SS	BW3-35HSS	BW3-100HSS
Intermediate hinge set inward opening, three hinges SS	BW5-35HSS	BW5-100HSS
Offset hinge set inward opening, three hinges SS	BW6-35HSS	BW6-100HSS
Offset hinge set, two hinges + hinge handle SS	BW7-35HSS	BW7-100HSS

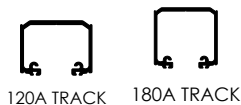
Accessories

Description	Code	Code
Flush pull – satin nickel	401SN	401SN
Flush bolt – standard satin nickel	360SN	456RSN
Flush bolt – lockable satin nickel	360ESN-1	456RESN-1
Flush bolt – long satin nickel	360LSN	456RLSN
Flush bolt – necked satin nickel	360NSN	456RNSN
Masonry keeper	360RKSS	
Plunge router	ROUTER360	ROUTER



Interfold 35 & 50

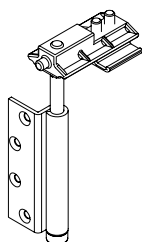
Interior Folding Door Hardware



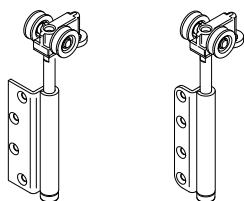
120A TRACK 180A TRACK



96W CHANNEL

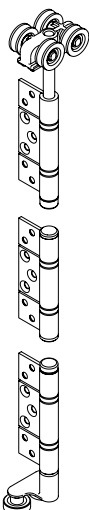


BWS1F-35H



BWS2R-35CH

BWS2R-35CM



BWS4-35CH

	35	50
Maximum Panel Weight	35kg	50kg
Maximum Panel Height	2600mm	3000mm
Maximum Panel Width	1000mm	1000mm
Minimum Panel Thickness	35mm	35mm

Track

Description	Code	Code
Track Aluminium Anodised – 2000mm	120A-A20	180A-A20
Track Aluminium Anodised – 3000mm	120A-A30	180A-A30
Track Aluminium Anodised – 4000mm	120A-A40	180A-A40
Track Aluminium Anodised – 6000mm	120A-A60	180A-A60

Bottom Guide Channel

Description	Code	Code
Guide channel, clear anodised finish – 2000mm	96W-A20	94PPA-A20
Guide channel, clear anodised finish – 3000mm	96W-A30	94PPA-A30
Guide channel, clear anodised finish – 4000mm	96W-A40	94PPA-A40
Guide channel, clear anodised finish – 6000mm	96W-A60	94PPA-A60

Pivot Sets

Description	Code	Code
Consists of top pivot and jamb pivot		
Pivot Set – bottom jamb fix SS	BWS1F-35HSS	BWS1F-75HSS

End Hanger Sets Non Mortice

Description	Code	Code
Consists of hanger and guide, chrome steel bearings		
End hanger set right SS	BWS2R-35CHSS	BWS2-50CHSS
End hanger set left SS	BWS2L-35CHSS	BWS2-50CHSS

End Hanger Sets Mortice

Description	Code	Code
Consists of hanger and guide, chrome steel bearings		
End hanger set right SS	BWS2R-35CMSS	BWS2-50CMSS
End hanger set left SS	BWS2L-35CMSS	BWS2-50CMSS

Intermediate Hanger Sets

Description	Code	Code
Consists of hanger, guide and middle hinge, chrome steel bearings		
Intermediate hanger set SS	BWS4-35CHSS	BWS4-50CHSS

Hinge Sets – see page Br68, Interfold 35F & 50F

Weatherfold 4s Servery 35

Exterior Folding Door Hardware - For Systems without Bottom Guide

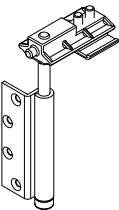
Maximum Sash Weight	35kg
Maximum Sash Height	1800mm
Maximum Sash Width	650mm
Minimum Sash Thickness	35mm



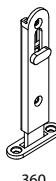
120A TRACK



401



BWS1F-35H



360



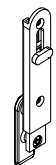
BWS2F-35SH



BWS2F-35SM



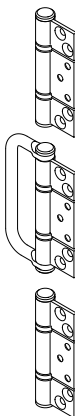
360E



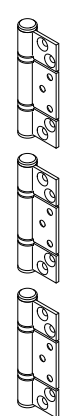
360N



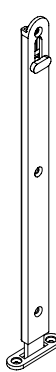
360RKSS



BW3-35H



BW5-35H



360L

Track

Description	Code
Aluminium anodised track 2000mm	120A-A20
Aluminium anodised track 3000mm	120A-A30
Aluminium anodised track 4000mm	120A-A40
Aluminium anodised track 6000mm	120A-A60

Pivot Sets

Description	Code
Consists of top pivot and jamb pivot	
Pivot set - bottom jamb fix SS	BWS1F-35HSS

End Hangers Non Mortice

Description	Code
Consists of hanger only, stainless steel bearings	
End Hanger - with Stainless Steel Bearings SS	BWS2F-35SHSS

End Hangers Mortice

Description	Code
Consists of hanger only, stainless steel bearings	
End Hanger SS	BWS2F-35SMSS

Hinge Sets

Description	Code
Consisting of three 304 SS hinges per set	
Intermediate hinge set, two hinges + hinge handle SS	BW3-35HSS
Intermediate hinge set inward opening, three hinges SS	BW5-35HSS

Accessories

Description	Code
Flush pull	401SN
Flush bolt - standard	360SN
Flush bolt - lockable	360ESN-1
Flush bolt - long	360LSN
Flush bolt - necked	360NSN
Masonry keeper	360RKSS
Plunge router	ROUTER360
Track & Perimeter Seals	
Track seal 6m bag	PS13B-6
Track seal 6m bag	PS16B-6
Frame seal 15m bag black	AQ21B-15
Frame seal 20m bag black	AQ21B-20
Frame seal 15m bag white	AQ21W-15
Frame seal 20m bag white	AQ21W-20
Window seal 25m bag black	AQ48B-25
Window seal 25m bag white	AQ48W-25

Screen Accessory - see page Br92, 312 Automated Pleated Insect Screen

Weatherfold 4s Window 35

Exterior Folding Door Hardware

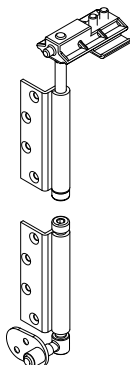
35



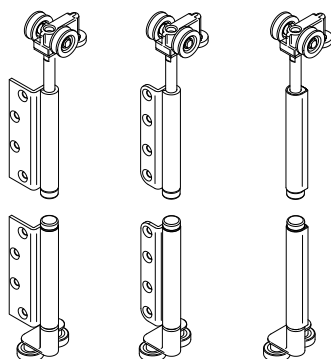
120A TRACK



96W CHANNEL



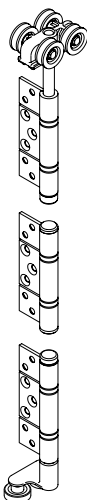
BWS1F-35H



BWS2R-35SH

BWS2R-35SM

BWS2R-35SF



BWS4-35SH

Maximum Sash Weight	35kg
Maximum Sash Height	1800mm
Maximum Sash Width	1000mm
Minimum Sash Thickness	35mm

Track

Description	Code
Aluminium anodised track 2000mm	120A-A20
Aluminium anodised track 3000mm	120A-A30
Aluminium anodised track 4000mm	120A-A40
Aluminium anodised track 6000mm	120A-A60

Bottom Guide Channel

Description	Code
Guide channel, clear anodised finish 2000mm	96W-A20
Guide channel, clear anodised finish 3000mm	96W-A30
Guide channel, clear anodised finish 4000mm	96W-A40
Guide channel, clear anodised finish 6000mm	96W-A60

Pivot Sets

Description	Code
Consists of top pivot and jamb pivot	
Pivot set – bottom jamb fix SS	BWS1F-35HSS

End Hanger Sets Non Mortice

Description	Code
Consists of hanger and guide, stainless steel bearings	
End hanger set right SS	BWS2R-35SHSS
End hanger set left SS	BWS2L-35SHSS

End Hanger Sets Mortice

Description	Code
Consists of hanger and guide, stainless steel bearings	
End hanger set right SS	BWS2R-35SMSS
End hanger set left SS	BWS2L-35SMSS
End hanger set – face fix right SS	BWS2R-35SFSS
End hanger set – face fix left SS	BWS2L-35SFSS

Intermediate Hanger Sets

Description	Code
Consists of hanger, guide and middle hinge, stainless steel bearings	
Intermediate hanger set SS	BWS4-35SHSS

Hinge Sets – see page Br68, Interfold 35F & 50F

Accessories – see page Br70, Weatherfold 4s Servery 35

Shutterfold 25

Exterior Folding Door Hardware

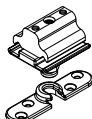
25



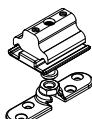
120A TRACK




1SS/250 BRACKET



21EP PIVOT SET



21EPNC PIVOT SET



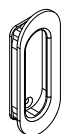
21SS/EN HANGER



106E/94 GUIDE



282SS HINGE



401 FLUSH PULL

Maximum Panel Weight	25kg
Maximum Panel Height	2400mm
Maximum Panel Width	900mm
Minimum Panel Thickness	35mm

Standard Packs – fittings only

Description	Code
Sets comprise 21EP or 21EPNC pivot set, 57SS/EN hanger, 20DS stop, 106E/94 guide and 282SS hinges	
2 Panel Pack - pivot set, hanger, guide, hinges & stop	SF25-2PK
2 Panel Add-on Pack - hanger, guide & hinges	SF25-APK
No channel 2 Panel Pack - pivot set, hanger, hinges & stop	SF25-2PKNC
4 Panel Pack - pivot Set, hangers, guides, hinges & stop	SF25-4PK
6 Panel Pack - pivot set, hangers, guides, hinges & stop	SF25-6PK

Track

Description	Code
Aluminium anodised track 2000mm	120A-A20
Aluminium anodised track 3000mm	120A-A30
Aluminium anodised track 4000mm	120A-A40
Aluminium anodised track 6000mm	120A-A60

Brackets – for aluminium tracks

Description	Code
Single face fitted	1SS/250

Pivot Sets

Description	Code
Top and bottom pivots	21EP
Top and bottom pivots - no channel	21EPNC

Hanger

Description	Code
Four wheels, stainless steel bearings	21SS/EN

Guide

Description	Code
SS plate with bearing	106E/94

Hinge

Description	Code
Hinge 65mm – SS with Screws	282SS

Accessories

Description	Code
Flush pull – satin nickel	401SN
Flush pull – PVD brass	401PVDB
Flush pull – PVD black	401PVDR

Screenfold 25

Exterior Folding Door Hardware

25



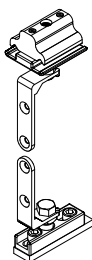
120A TRACK



94A CHANNEL



1SS/250 BRACKET



21 EPB PIVOT SET



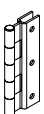
53SSEN 2 WHEEL HANGER



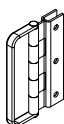
53SS/4EN 4 WHEEL HANGER



113RB/94 GUIDE



135SS HINGE



136SS HINGE HANDLE



FFB-85S BARREL BOLT

Maximum Panel Weight	25kg
Maximum Panel Height	2400mm
Maximum Panel Width	900mm
Minimum Panel Thickness	19mm

Track

Description	Code
Aluminium anodised track 2000mm	120A-A20
Aluminium anodised track 3000mm	120A-A30
Aluminium anodised track 4000mm	120A-A40
Aluminium anodised track 6000mm	120A-A60
Brackets – for aluminium tracks	
Single face fitted	1SS/250

Pivot Set

Description	Code
Top and bottom pivots	21 EPB

Hanger

Description	Code
Two wheel end hanger, stainless steel bearings	53SS/EN
Four wheel int. hanger, stainless steel bearings	53SS/4EN

Guide

Description	Code
Cast stainless angle with bearing	113RB/94

Hinge

Description	Code
Hinge 75mm – SS with rivets	135SS
Hinge Handle 75mm – SS with rivets	136SS

Channel

Description	Code
Aluminium mill 2000mm	94A-20
Aluminium mill 3000mm	94A-30
Aluminium mill 4000mm	94A-40
Aluminium mill 6000mm	94A-60
Aluminium anod 2000mm	94A-A20
Aluminium anod 3000mm	94A-A30
Aluminium anod 4000mm	94A-A40
Aluminium anod 6000mm	94A-A60

Accessories

Description	Code
Barrel bolt - anodised aluminium body with SS bolt	FFB-85S

Louvrefold 25

Exterior Folding Door Hardware

25



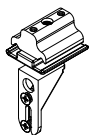
120A TRACK



94A CHANNEL



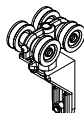
15S/250 BRACKET



21EP-A PIVOT SET



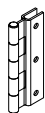
52EN-A 2 WHEEL HANGER



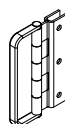
52EN/4-A 4 WHEEL HANGER



21ER-A END GUIDE



135SS HINGE



136SS HINGE HANDLE



FFB-85S BARREL BOLT

Maximum Panel Weight	25kg
Maximum Panel Height	2400mm
Maximum Panel Width	900mm
Minimum Panel Thickness	30mm

Track

Description	Code
Aluminium anodised track 2000mm	120A-A20
Aluminium anodised track 3000mm	120A-A30
Aluminium anodised track 4000mm	120A-A40
Aluminium anodised track 6000mm	120A-A60
Brackets - For aluminium tracks	
Single face fitted	15S/250

Pivot Set

Description	Code
Top and bottom pivots	21EP-A

Hanger

Description	Code
2 wheel end hanger, stainless steel bearings	52EN-A
4 wheel int. hanger, stainless steel bearings	52EN/4-A

Guide

Description	Code
Cast stainless angle with bearing	21ER-A

Hinge

Description	Code
Hinge 75mm - SS with rivets	135SS
Hinge Handle 75mm - SS with rivets	136SS

Channel

Description	Code
Aluminium mill 2000mm	94A-20
Aluminium mill 3000mm	94A-30
Aluminium mill 4000mm	94A-40
Aluminium mill 6000mm	94A-60
Aluminium anod 2000mm	94A-A20
Aluminium anod 3000mm	94A-A30
Aluminium anod 4000mm	94A-A40
Aluminium anod 6000mm	94A-A60

Accessories

Description	Code
Barrel bolt - anodised aluminium body with SS bolt	FFB-85S

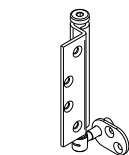
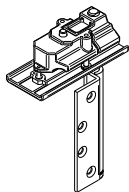
Weatherfold 4s 50F

Exterior Folding Door Hardware - For Systems without Bottom Guide

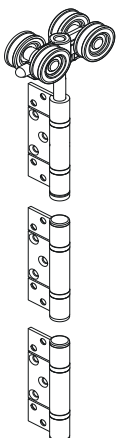
50



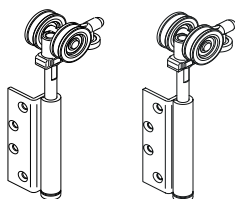
180A TRACK




BWS1F-75H



BWS4F-50SH



BWS2F-50SH BWS2F-50SM



BWS8F-50S

Maximum Panel Weight	50kg
Maximum Panel Height	2600mm
Maximum Panel Width	820mm
Panel Thickness	35-68mm

Track

Description	Code
Aluminium mill track 2000mm	180A-20
Aluminium mill track 3000mm	180A-30
Aluminium mill track 4000mm	180A-40
Aluminium mill track 6000mm	180A-60
Aluminium anodised track 2000mm	180A-A20
Aluminium anodised track 3000mm	180A-A30
Aluminium anodised track 4000mm	180A-A40
Aluminium anodised track 6000mm	180A-A60

Pivot Sets Non Mortice

Description	Code
Consists of top pivot and 316 SS jamb pivot	
Pivot set - bottom jamb fix SS	BWS1F-75HSS

End Hangers Non Mortice

Description	Code
Consists of 316 SS hanger only, stainless steel bearings	
End Hanger SS	BWS2F-50SHSS

End Hangers Mortice

Description	Code
Consists of 316 SS hanger only, stainless steel bearings	
End Hanger SS	BWS2F-50SMSS

Intermediate Hanger Sets Non Mortice

Description	Code
Consists of 316 SS hanger and two 304 SS hinges, stainless steel bearings	
Intermediate hanger set SS	BWS4F-50SHSS

Meeting Door Sets Rebated

Description	Code
Consists of two 316 SS hangers, one rebated hinge and one surface mounted, stainless steel bearings	
Meeting door set SS	BWS8F-50SSS

Hinge Sets Non Mortice

Description	Code
Consisting of three 304 SS hinges per set	
Intermediate hinge set, two hinges + hinge handle SS	BW3-100HSS
Intermediate hinge set inward opening, three hinges SS	BW5-100HSS
Offset hinge set inward opening, three hinges SS	BW6-100HSS
Offset hinge set, two hinges + hinge handle SS	BW7-100HSS

Weatherfold 4s 50, 100

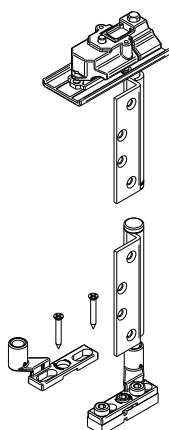
Exterior Folding Door Hardware - Timber Panels Non Mortice



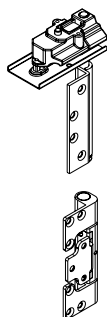
180A TRACK



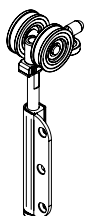
350 TRACK



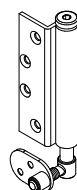
BWS1-100H



BWS1F-100H



BWS2-50CR



BW189H

50

100

Maximum Panel Weight	50kg	100kg
Maximum Panel Height	3000mm	3300mm
Maximum Panel Width	1000mm	1000mm
Panel Thickness	35-68mm	35-68mm

Track

Description	Code	Code
Aluminium anodised track 2000mm	180A-A20	350-A20
Aluminium anodised track 3000mm	180A-A30	350-A30
Aluminium anodised track 4000mm	180A-A40	350-A40
Aluminium anodised track 6000mm	180A-A60	350-A60

Pivot Sets Non Mortice

Description	Code	Code
Consists of top pivot and 316 SS bottom pivot with 304 SS hinge flags		
Pivot set PVD Brass	BWS1-100HPB	BWS1-100HPB
Pivot set PVD Black	BWS1-100HPR	BWS1-100HPR
Pivot set SS	BWS1-100HSS	BWS1-100HSS
Pivot set - bottom jamb fix PVD Brass	BWS1F-75HPB	
Pivot set - bottom jamb fix PVD Black	BWS1F-75HPR	
Pivot set - bottom jamb fix SS	BWS1F-75HSS	

Jamb Pivot Non Mortice

Description	Code	Code
Consists of 316 SS jamb pivot with 304 SS hinge flag		
Jamb pivot SS	BW189HSS	BW189HSS
Security aligner SS	199SS	199SS

End Hanger Sets for Rebated Panels - stainless steel bearings

Description	Code	Code
Consists of 316 SS hanger, offset guide and two 304 SS hinge flags		
End hanger set PVD Brass	BWS2-50SRPB	BWS2-100SRPB
End hanger set PVD Black	BWS2-50SRPR	BWS2-100SRPR
End hanger set SS	BWS2-50SRSS	BWS2-100SRSS

Weatherfold 4s 50, 100

Exterior Folding Door Hardware - Timber Panels Non Mortice

50

100

End Hanger Sets Non Mortice – stainless steel bearings

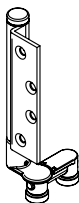
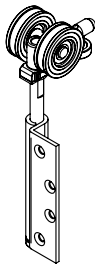
Description	Code	Code
Consists of 316 SS hanger, offset guide and two 304 SS hinge flags		
End hanger set PVD Brass	BWS2-50SHPB	BWS2-100SHPB
End hanger set PVD Black	BWS2-50SHPR	BWS2-100SHPR
End hanger set SS	BWS2-50SHSS	BWS2-100SHSS

Intermediate Hanger Sets Non Mortice – stainless steel bearings

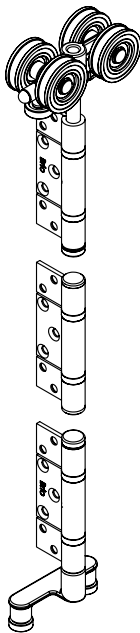
Description	Code	Code
Consists of 316 SS hanger, offset guide and three 304 SS hinges		
Intermediate hanger set PVD Brass	BWS4-50SHPB	BWS4-100SHPB
Intermediate hanger set PVD Black	BWS4-50SHPR	BWS4-100SHPR
Intermediate hanger set SS	BWS4-50SHSS	BWS4-100SHSS

Meeting Door Sets Rebated – stainless steel bearings

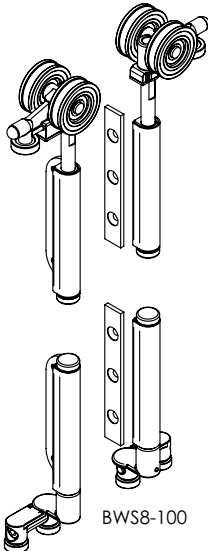
Description	Code	Code
Consists of two 316 SS hangers, one rebated hinge and one surface mounted		
Meeting door set PVD Brass	BWS8-50SPB	BWS8-100SPB
Meeting door set PVD Black	BWS8-50SPR	BWS8-100SPR
Meeting door set SS	BWS8-50SSS	BWS8-100SSS



BWS2-100SH



BWS4-100SH



BWS8-100

Weatherfold 4s 50, 100

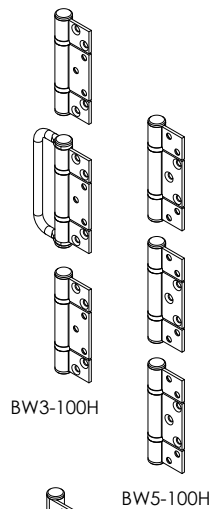
Exterior Folding Door Hardware - Timber Panels Non Mortice

50

100

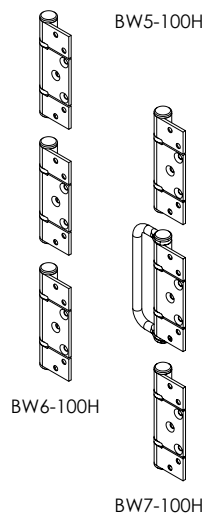
Hinge Sets Non Mortice

Description	Code	Code
Consisting of three 304 SS hinges per set		
Intermediate hinge set, two hinges + hinge handle PVD Brass	BW3-100HPB	BW3-100HPB
Intermediate hinge set, two hinges + hinge handle PVD Black	BW3-100HPR	BW3-100HPR
Intermediate hinge set, two hinges + hinge handle SS	BW3-100HSS	BW3-100HSS
Intermediate hinge set inward opening, three hinges PVD Brass	BW5-100HPB	BW5-100HPB
Intermediate hinge set inward opening, three hinges PVD Black	BW5-100HPR	BW5-100HPR
Intermediate hinge set inward opening, three hinges SS	BW5-100HSS	BW5-100HSS
Offset hinge set inward opening, three hinges PVD Brass	BW6-100HPB	BW6-100HPB
Offset hinge set inward opening, three hinges PVD Black	BW6-100HPR	BW6-100HPR
Offset hinge set inward opening, three hinges SS	BW6-100HSS	BW6-100HSS
Offset hinge set, two hinges + hinge handle PVD Brass	BW7-100HPB	BW7-100HPB
Offset hinge set, two hinges + hinge handle PVD Black	BW7-100HPR	BW7-100HPR
Offset hinge set, two hinges + hinge handle SS	BW7-100HSS	BW7-100HSS



Single Hinges Non Mortice

Description	Code	Code
Hinge pull handle SS	BW180HSS	BW180HSS
Intermediate hinge PVD Brass	BW215HPB	BW215HPB
Intermediate hinge PVD Black	BW215HPR	BW215HPR
Intermediate hinge SS	BW215HSS	BW215HSS
Offset hinge PVD Brass	BW219HPB	BW219HPB
Offset hinge PVD Black	BW219HPR	BW219HPR
Offset hinge SS	BW219HSS	BW219HSS
Intermediate hinge with handle PVD Brass	BW216HPB	BW216HPB
Intermediate hinge with handle PVD Black	BW216HPR	BW216HPR
Intermediate hinge with handle SS	BW216HSS	BW216HSS
Offset hinge with handle PVD Brass	BW220HPB	BW220HPB
Offset hinge with handle PVD Black	BW220HPR	BW220HPR
Offset hinge with handle SS	BW220HSS	BW220HSS



Weatherfold 4s 50, 100

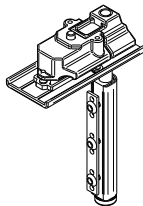
Exterior Folding Door Hardware - Aluminium Panels Non Mortice



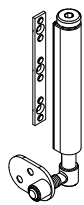
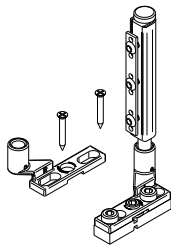
180A TRACK



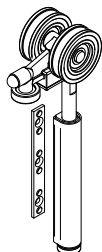
350 TRACK



BWS1-100F



BW189F



BWS2-100SF

50

100

Maximum Panel Weight	50kg	100kg
Maximum Panel Height	3000mm	3300mm
Maximum Panel Width	1000mm	1000mm
Panel Thickness	35-68mm	35-68mm

Track

Description	Code	Code
Aluminium anodised track 2000mm	180A-A20	350-A20
Aluminium anodised track 3000mm	180A-A30	350-A30
Aluminium anodised track 4000mm	180A-A40	350-A40
Aluminium anodised track 6000mm	180A-A60	350-A60

Pivot Sets

Description	Code	Code
Consists of top pivot and 316 SS bottom pivot with 304 SS hinge flags		
Pivot set face fix SS	BWS1-100FSS	BWS1-100FSS
Pivot set non mortice PVD Brass	BWS1-100HPB	BWS1-100HPB
Pivot set non mortice PVD Black	BWS1-100HPR	BWS1-100HPR
Pivot set non mortice SS	BWS1-100HSS	BWS1-100HSS
Pivot set non mortice – bottom jamb fix PVD Brass	BWS1F-75HPB	
Pivot set non mortice – bottom jamb fix PVD Black	BWS1F-75HPR	
Pivot set non mortice – bottom jamb fix SS	BWS1F-75HSS	

Jamb Pivot

Description	Code	Code
Consists of 316 SS jamb pivot with 304 SS hinge flag		
Jamb pivot face fix SS	BW189FSS	BW189FSS
Jamb pivot non mortice SS	BW189HSS	BW189HSS
Security aligner SS	199SS	199SS

End Hanger Sets Face Fix – stainless steel bearings

Description	Code	Code
Consists of 316 SS hanger, offset guide and two 304 SS hinge flags		
End hanger set face fix PVD Brass	BWS2-50SFPB	BWS2-100SFPB
End hanger set face fix PVD Black	BWS2-50SFPR	BWS2-100SFPR
End hanger set face fix SS	BWS2-50SFSS	BWS2-100SFSS

Weatherfold 4s 50, 100

Exterior Folding Door Hardware - Aluminium Panels Non Mortice

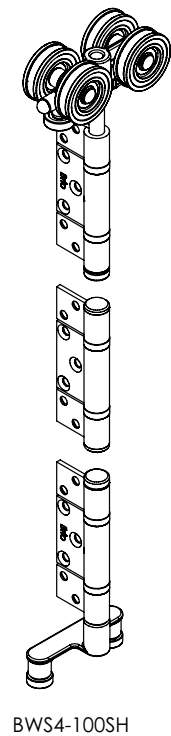
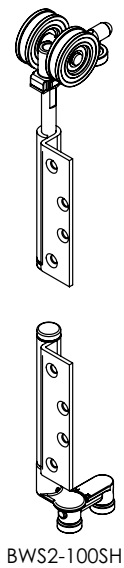
50 100

End Hanger Sets Non Mortice – stainless steel bearings

Description	Code	Code
316 Stainless Steel hanger body, offset guide and two 304 Stainless Steel hinges		
End hanger set PVD Brass	BWS2-50SHPB	BWS2-100SHPB
End hanger set PVD Black	BWS2-50SHPR	BWS2-100SHPR
End hanger set SS	BWS2-50SHSS	BWS2-100SHSS

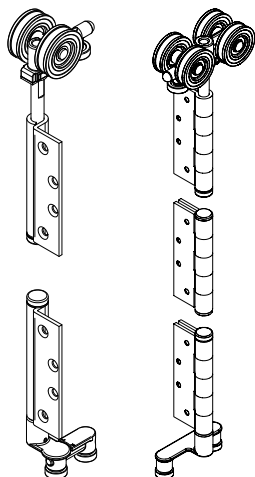
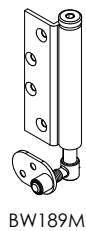
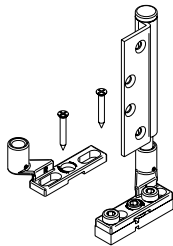
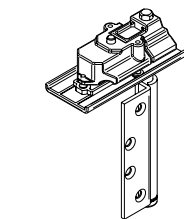
Intermediate Hanger Sets Non Mortice – stainless steel bearings

Description	Code	Code
316 Stainless Steel hanger body, offset guide and three 304 Stainless Steel hinges		
Intermediate hanger set PVD Brass	BWS4-50SHPB	BWS4-100SHPB
Intermediate hanger set PVD Black	BWS4-50SHPR	BWS4-100SHPR
Intermediate hanger set SS	BWS4-50SHSS	BWS4-100SHSS



Weatherfold 4s 50, 100

Exterior Folding Door Hardware - Timber Panels Mortice Square



50

100

Maximum Panel Weight	50kg	100kg
Maximum Panel Height	3000mm	3300mm
Maximum Panel Width	1000mm	1000mm
Panel Thickness	35-68mm	35-68mm

Track

Description	Code	Code
Aluminium anodised track 2000mm	180A-A20	350-A20
Aluminium anodised track 3000mm	180A-A30	350-A30
Aluminium anodised track 4000mm	180A-A40	350-A40
Aluminium anodised track 6000mm	180A-A60	350-A60

Pivot Sets Mortice

Description	Code	Code
Consists of top pivot and 316 SS bottom pivot with 304 SS hinge flags		
Pivot set PVD Brass	BWS1-100MPB	BWS1-100MPB
Pivot set PVD Black	BWS1-100MPR	BWS1-100MPR
Pivot set SS	BWS1-100MSS	BWS1-100MSS
Pivot set - bottom jamb fix SS	BWS1F-75MSS	

Jamb Pivot Mortice

Description	Code	Code
Consists of 316 SS jamb pivot with 304 SS hinge flag		
Jamb pivot SS	BW189MSS	BW189MSS
Security aligner SS	199SS	199SS

End Hanger Sets Mortice - stainless steel bearings

Description	Code	Code
Consists of 316 SS hanger, offset guide and two 304 SS hinge flags		
End hanger set PVD Brass	BWS2-50SMPB	BWS2-100SMPB
End hanger set PVD Black	BWS2-50SMPR	BWS2-100SMPR
End hanger set SS	BWS2-50SMSS	BWS2-100SMSS

Intermediate Hanger Sets Mortice - stainless steel bearings

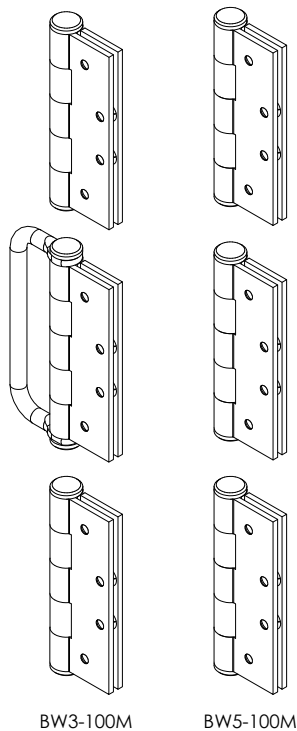
Description	Code	Code
Consists of 316 SS hanger, offset guide and three 304 SS hinges		
Intermediate hanger set PVD Brass	BWS4-50SMPB	BWS4-100SMPB
Intermediate hanger set PVD Black	BWS4-50SMPR	BWS4-100SMPR
Intermediate hanger set SS	BWS4-50SMSS	BWS4-100SMSS

Weatherfold 4s 50, 100

Exterior Folding Door Hardware - Timber Panels Mortice Square

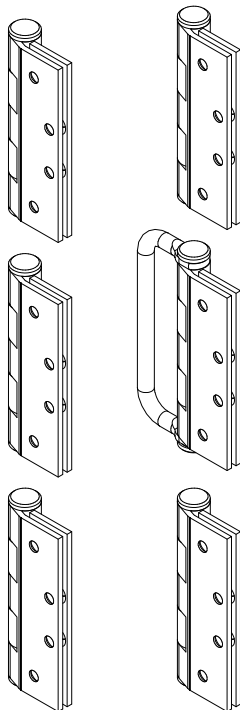
50

100



BW3-100M

BW5-100M



BW6-100M

BW7-100M

Hinge Sets Mortice

Description	Code	Code
Consisting of three 304 SS hinges per set		
Intermediate hinge set, two hinges + hinge handle PVD Brass	BW3-100MPB	BW3-100MPB
Intermediate hinge set, two hinges + hinge handle PVD Black	BW3-100MPR	BW3-100MPR
Intermediate hinge set, two hinges + hinge handle SS	BW3-100MSS	BW3-100MSS
Intermediate hinge set inward opening, three hinges PVD Brass	BW5-100MPB	BW5-100MPB
Intermediate hinge set inward opening, three hinges PVD Black	BW5-100MPR	BW5-100MPR
Intermediate hinge set inward opening, three hinges SS	BW5-100MSS	BW5-100MSS
Offset hinge set inward opening, three hinges PVD Brass	BW6-100MPB	BW6-100MPB
Offset hinge set inward opening, three hinges PVD Black	BW6-100MPR	BW6-100MPR
Offset hinge set inward opening, three hinges SS	BW6-100MSS	BW6-100MSS
Offset hinge set, two hinges + hinge handle PVD Brass	BW7-100MPB	BW7-100MPB
Offset hinge set, two hinges + hinge handle PVD Black	BW7-100MPR	BW7-100MPR
Offset hinge set, two hinges + hinge handle SS	BW7-100MSS	BW7-100MSS

Single Hinges Mortice

Description	Code	Code
Intermediate hinge PVD Brass	BW215MPB	BW215MPB
Intermediate hinge PVD Black	BW215MPR	BW215MPR
Intermediate hinge SS	BW215MSS	BW215MSS
Offset hinge PVD Brass	BW219MPB	BW219MPB
Offset hinge PVD Black	BW219MPR	BW219MPR
Offset hinge SS	BW219MSS	BW219MSS
Intermediate hinge with handle PVD Brass	BW216MPB	BW216MPB
Intermediate hinge with handle PVD Black	BW216MPR	BW216MPR
Intermediate hinge with handle SS	BW216MSS	BW216MSS
Offset hinge with handle PVD Brass	BW220MPB	BW220MPB
Offset hinge with handle PVD Black	BW220MPR	BW220MPR
Offset hinge with handle SS	BW220MSS	BW220MSS

Weatherfold 4s 50 & 100

Exterior Folding Door Hardware - Channels



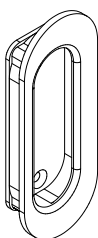
94A



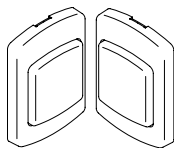
94P



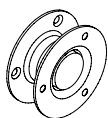
94PPA



401



828



882




PS13B



AQ21



AQ63



BW-DJH1

Channel

Description	Code
Aluminium anodised 2000mm	94A-A20
Aluminium anodised 3000mm	94A-A30
Aluminium anodised 4000mm	94A-A40
Aluminium anodised 6000mm	94A-A60
Polypropylene, black 2000mm	94P-20
Polypropylene, black 3000mm	94P-30
Polypropylene, black 4000mm	94P-40
Polypropylene, black 6000mm	94P-60
Poly aluminium support mill 2000mm	94PA-20
Poly aluminium support mill 3000mm	94PA-30
Poly aluminium support mill 4000mm	94PA-40
Poly aluminium support mill 6000mm	94PA-60
Poly aluminium support anod. 2000mm	94PA-A20
Poly aluminium support anod. 3000mm	94PA-A30
Poly aluminium support anod. 4000mm	94PA-A40
Poly aluminium support anod. 6000mm	94PA-A60
Poly & aluminium mill 2000mm	94PPA-20
Poly & aluminium mill 3000mm	94PPA-30
Poly & aluminium mill 4000mm	94PPA-40
Poly & aluminium mill 6000mm	94PPA-60
Poly & aluminium anod. 2000mm	94PPA-A20
Poly & aluminium anod. 3000mm	94PPA-A30
Poly & aluminium anod. 4000mm	94PPA-A40
Poly & aluminium anod. 6000mm	94PPA-A60

Accessories

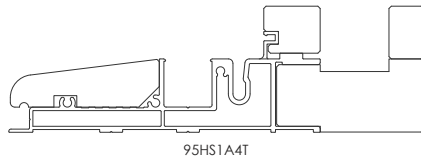
Description	Code
Flush pull SS	401SN
Flush pull PVD brass	401PVDB
Flush pull PVD black	401PVDR
Magnetic and rubber leaf catch SN	828SN
Magnetic and rubber leaf catch PBK	828PBK
Magnetic leaf catch SS	882SS
Drilling jig non mortice hinges only	BW-DJH1

Track & Perimeter Seals

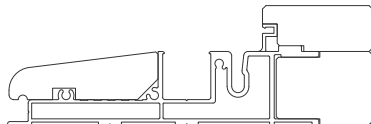
Description	Code
Track seal 6m bag	PS13B-6
Frame seal 15m bag black	AQ21B-15
Frame seal 20m bag black	AQ21B-20
Frame seal 15m bag white	AQ21W-15
Frame seal 20m bag white	AQ21W-20
Panel seal 25m bag black	AQ48B-25
Panel seal 25m bag white	AQ48W-25
Panel seal 35m bag black	AQ63B-35
Panel seal 35m bag white	AQ63W-35

Weatherfold 4s 50 & 100

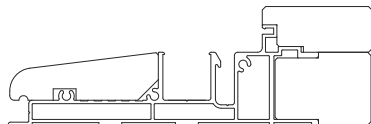
Exterior Folding Door Hardware - Sills



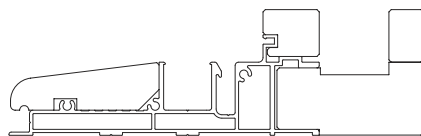
95HS1A4T



95HS1A3T



94HS1A3T



94HS1A4T

Sill for 456 Flush Bolts

Description	Code
Aluminium sill, clear anodised, includes end caps and timbers.	
Sill standard 2000mm	95HS1A3T-CA20
Sill standard 3000mm	95HS1A3T-CA30
Sill standard 4000mm	95HS1A3T-CA40
Sill standard 5000mm	95HS1A3T-CA50
Sill standard 6000mm	95HS1A3T-CA60
Sill for screen 2000mm	95HS1A4T-CA20
Sill for screen 3000mm	95HS1A4T-CA30
Sill for screen 4000mm	95HS1A4T-CA40
Sill for screen 5000mm	95HS1A4T-CA50
Sill for screen 6000mm	95HS1A4T-CA60

Sill for 286 Dual Point Lock

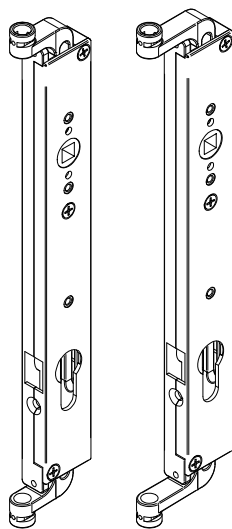
Description	Code
Aluminium sill, clear anodised, includes end caps and timbers.	
Sill standard 2000mm	94HS1A3T-CA20
Sill standard 3000mm	94HS1A3T-CA30
Sill standard 4000mm	94HS1A3T-CA40
Sill standard 6000mm	94HS1A3T-CA60
Sill for screen 2000mm	94HS1A4T-CA20
Sill for screen 3000mm	94HS1A4T-CA30
Sill for screen 4000mm	94HS1A4T-CA40
Sill for screen 6000mm	94HS1A4T-CA60

Joining Rods

Description	Code
Sill joining rods, quantity 3	HSJP

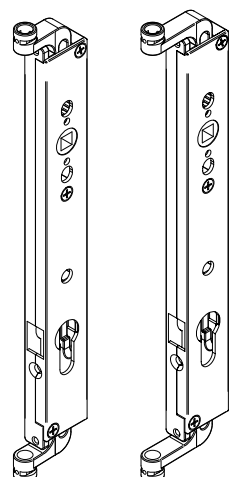
Dual Point Lock Timber

Locking Solutions



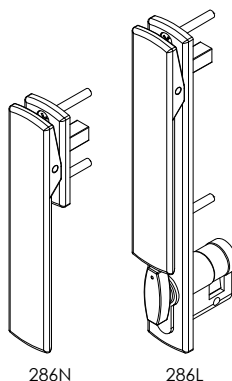
286T/35

286T/45



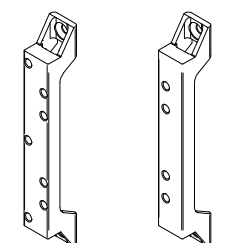
286TD/35

286TD/45



286N

286L



286-HBAS

286-HBHS

Back set	35mm	45mm
Panel Thickness	38/45-70mm	38/45-70mm
Minimum Stile Width	70mm	70mm
Maximum Panel Height	3.5m	3.5m
Throw Length	22mm	22mm
Euro Cylinder	3 pin 20/10	5 pin 30/10
Finishes		
SS – Satin Stainless	SN – Satin Nickel	PBK – Powder Coat Black

Lock Sets

Description	Code	Code
Sets include a lock body, handle and rod pack		
Non-locking, 38-44mm intermediate panel 2.5m high SS	286N3-25NSS	286N4-25NSS
Non-locking, 38-44mm end panel 2.5m high SS	286N3-25XSS	286N4-25XSS
Locking, 38-44mm intermediate panel 2.5m high SS	286L3-25NSS	286L4-25NSS
Locking, 38-44mm end panel 2.5m high SS	286L3-25XSS	286L4-25XSS

Lock Body

Description	Code	Code
Lock body for internal access (min PT 38mm)	286T/35-1	286T/45-1
Lock body for dual access (min PT 45mm)	286TD/35	286TD/45

Non Locking Handle

Description	Code	Code
Stainless steel SS finish internal access	286NSS	286NSS
Zinc alloy SN finish internal access	286NSN-1	286NSN-1
Zinc alloy PBK finish internal access	286NPBK-1	286NPBK-1

Locking Handle

Description	Code	Code
Stainless steel SS finish 38-44mm panel internal access	286L-30SS	286L-30SS
Zinc alloy SN finish 38-44mm panel internal access	286L-30SN	286L-30SN
Zinc alloy PBK finish 38-44mm panel internal access	286L-30PBK	286L-30PBK
Stainless steel SS finish 44mm+ panel internal access	286L-40SS	286L-40SS
Zinc alloy SN finish 44mm+ panel internal access	286L-40SN	286L-40SN
Zinc alloy PBK finish 44mm+ panel internal access	286L-40PBK	286L-40PBK
Stainless steel SS finish dual access (no cylinder)	286DL-SS	286DL-SS

Rod Pack

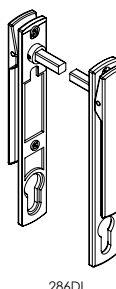
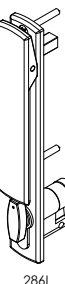
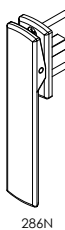
Description	Code	Code
Intermediate 38-44mm panel 2.5m high	286-25NS	286-25NS
Intermediate 44mm and above panel 2.5m high	286-25HS	286-25HS
End panel 2.5m high	286-25XS	286-25XS
Intermediate 38-44mm panel 3.5m high	286-35NS	286-35NS
Intermediate 44mm and above panel 3.5m high	286-35HS	286-35HS
End panel 3.5m high	286-35XS	286-35XS

Additional Hinge Blocks

Description	Code	Code
Individual hinge block 38-44mm panel	286-HBAS	286-HBAS
Individual hinge block 44mm and above panel	286-HBHS	286-HBHS

Dual Point Lock Aluminium

Locking Solutions



Panel Thickness	35/42-70mm
Minimum Stile Width	60mm
Maximum Panel Height	3.5m
Throw Length	25mm
Euro Cylinder	5 pin 30/10

Lock Sets

Description	Code
Sets include a lock body, handle and rod pack	
Non-locking, 3.5m high panel with D tip SS	286N-35DSS
Non-locking, 2.5m high panel with D tip SS	286N-25DSS
Non-locking, 2.5m high panel with D tip PBK	286N-25DPBK
Locking, 3.5m high panel with D tip SS	286L-35DSS
Locking, 2.5m high panel with D tip SS	286L-25DSS
Locking, 2.5m high panel with D tip PBK	286L-25DPBK

Lock Body

Description	Code
Lock body for internal access	286A-2
Lock body for dual access	286AD

Non Locking Handle

Description	Code
Stainless steel SS finish internal access	286NSS
Zinc alloy SN finish internal access	286NSN-1
Zinc alloy PBK finish internal access	286NPBK-1

Locking Handle

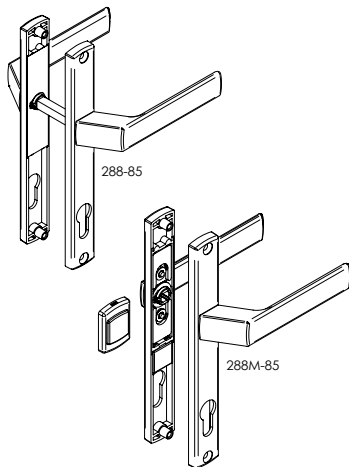
Description	Code
Stainless Steel SS finish internal access	286L-40SS
Zinc alloy SN finish internal access	286L-40SN
Zinc alloy PBK finish internal access	286L-40PBK
Stainless Steel SS finish dual access	286DL-SS

Rod Pack

Description	Code
Ø12mm SS D tip for panel 2.5m high (min PT 42mm)	286-25D
Plastic tip (S12 equivalent) for panel 2.5m high (min PT 35mm)	286-25P
Ø12mm SS D tip for panel 3.5m high (min PT 42mm)	286-35D
Plastic tip (S12 equivalent) for panel 3.5m high (min PT 35mm)	286-35P

Hinged Door Lock Aluminium

Locking Solutions



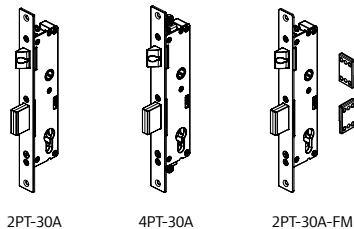
Matching Handle Furniture

Description	Code
Standard Handle	
Stainless steel SS finish	288-85SS
Zinc alloy SN finish	288-85SN-1
Zinc alloy PBK finish	288-85PBK-1
Low Profile, Magnetic Handle SN	288M-85SN
Low Profile, Magnetic Handle PBK	288M-85PBK

2 Point and 4 Point Locking Kits

Description	Code
Sets include a lock body, 288 handle, 12mm strike plate and rod pack if applicable	
2pt Locking SS	288L3/2SS
2pt Locking SN	288L3/2SN
2pt Locking PBK	288L3/2PBK
4pt Locking, 3.5m high panel with D tip SS	288L3/4-35DSS
4pt Locking, 3.5m high panel with D tip SN	288L3/4-35DSN
4pt Locking, 3.5m high panel with D tip PBK	288L3/4-35DPBK
Sets include a lock body, 288M handle, 12mm strike plate and rod pack if applicable	
2pt Locking SN	288M3/2SN
2pt Locking PBK	288M3/2PBK
4pt Locking, 3.5m high panel with D tip SN	288M3/4-35DSN
4pt Locking, 3.5m high panel with D tip PBK	288M3/4-35DPBK

For suitable cylinders see page Au27



Virtus Mortice Hinged Door Locks

Description	Code
2 point locking, 30mm backset lock body, strike and fixing screws	2PT-30A
2 point locking, flush mount, 30mm backset lock body, strike and fixing screws	2PT-30A-FM
4 point locking, 30mm backset lock body, strike and fixing screws	4PT-30A
4 point locking, flush mount, 30mm backset lock body, strike and fixing screws	4PT-30A-FM

Accessories

Description	Code
Virtus 12mm left and right handed strike pair with fixing screws	2PT-12ASK
Virtus 60mm long lip non-handed strike	2PT-60ASK
Virtus 4 point rod kit for panels upto 2.5m height	4PT-RK25
Virtus 1m extension rod kit to extend 4PT-RK25 for panel upto 3.5m height	4PT-RKEX
Virtus 4 point rod D tip guides	4PT-RK-DG

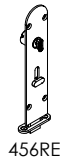
Flush Bolt

Locking Solutions

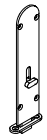
Finishes	PVDB - PVD Brass	PVDR - PVD Black	SN - Satin Nickel
----------	------------------	------------------	-------------------

Timber Door – Square Top Flush Bolts

Description	Code
Flush bolt - standard, 190mm	456SN
Flush bolt - lockable, 190mm	456ESN-1
Flush bolt - necked, 190mm	456NSN
Flush bolt - lockable necked, 190mm	456ENSN-1
Flush bolt - inward opening, 190mm	456ISN
Flush bolt - lockable inward opening, 190mm	456EISN-1
Flush bolt - standard, 450mm	456LSN
Flush bolt - lockable, 450mm	456LESN-1
Flush bolt - necked, 450mm	456LNSN
Flush bolt - standard, 600mm	456LXSN-600
Flush bolt - necked, 600mm	456LNXSN-600



456RE



456R



456RN



456RL



456RLX



456RKL



512



512E



512FSS

Timber Door – Round Top Flush Bolts

Description	Code	Code	Code
Flush bolt - standard, 190mm	456RPVDB	456RPVDR	456RSN
Flush bolt - lockable, 190mm	456REPVDB-1	456REPVDR-1	456RESN-1
Flush bolt - necked, 190mm			456RNSN
Flush bolt - lockable necked, 190mm			456RENSN-1
Flush bolt - inward opening, 190mm			456RISN
Flush bolt - lockable inward opening, 190mm			456REISN-1
Flush bolt - standard, 450mm	456RLPVDB	456RLPVDR	456RLSN
Flush bolt - lockable, 450mm	456RLEPVDB-1	456RLEPVDR-1	456RLESN-1
Flush bolt - necked, 450mm			456RLNSN
Flush bolt - standard, 600mm	456RLXPVDB-600	456RLXPVDR-600	456RLXSN-600
Flush bolt - necked, 600mm			456RLNXSN-600
Flush bolt - standard, 1000mm			456RLXSN-1000

Aluminium Door – Flush Bolts

Description	Code
Flush bolt - standard, 400mm satin stainless steel	512SS-400
Flush bolt - standard, 600mm satin stainless steel	512SS-600
Flush bolt - standard, 900mm satin stainless steel	512SS-900
Flush Bolt - Lockable, 400mm satin stainless steel	512ESS-400
Flush Bolt - Lockable, 600mm satin stainless steel	512ESS-600
Flush Bolt - Lockable, 900mm satin stainless steel	512ESS-900
Fascia plate for 512 flush bolts	512FSS

Flush Bolt Accessories

Description	Code
Router bit for 456	ROUTER
Extended 40mm keeper & dust box PVD black	456RKLPVDR
Extended 40mm keeper & dust box Satin Stainless Steel	456RKLSS

Aluminium Door - Shutter Bolt

Description	Code
Shutter bolt - standard, 130mm zinc alloy	213PBK



213PBK

Weatherfold 5c 80

Exterior Folding Door Hardware

80



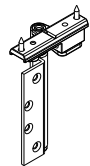
98C



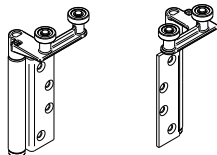
98HSF



98HSG

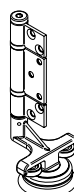
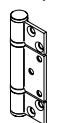
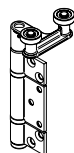
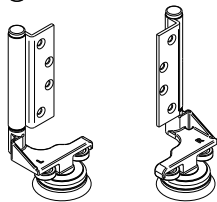


BWC1-80H



BWC2L-80H

BWC2R-80H



Maximum Panel Weight	80kg
Maximum Panel Height	3300mm
Maximum Panel Width	1000mm
Panel Thickness	38-68mm

Sill

Description	Code
Sill standard anodised 2000mm	98HSF-A20
Sill standard anodised 3000mm	98HSF-A30
Sill standard anodised 4000mm	98HSF-A40
Sill standard anodised 5800mm	98HSF-A60
Sill for timber nose, anodised 2000mm	98HSG-A20
Sill for timber nose, anodised 3000mm	98HSG-A30
Sill for timber nose, anodised 4000mm	98HSG-A40
Sill for timber nose, anodised 5800mm	98HSG-A60

Channel

Description	Code
Aluminium anodised 2000mm	98C-A20
Aluminium anodised 3000mm	98C-A30
Aluminium anodised 4000mm	98C-A40
Aluminium anodised 6000mm	98C-A60

Pivot Sets

Description	Code
316 SS top and bottom pivot with two 304 SS hinge flags	
Pivot set non mortice SS	BWC1-80HSS

Jamb Pivot

Description	Code
316 SS pivot and 304 SS hinge flag	
Jamb pivot non mortice SS	BW189HSS
Security aligner	199SS

End Roller Sets

Description	Code
316 SS roller, offset guide and two 304 SS hinge flags	
End roller set left non mortice SS	BWC2L-80SHSS
End roller set right non mortice SS	BWC2R-80SHSS
End roller set left rebate SS	BWC2L-80SRSS
End roller set right rebate SS	BWC2R-80SRSS

Intermediate Roller Sets

Description	Code
316 SS roller, offset guide and three 304 SS hinges	
Intermediate roller set non mortice SS	BWC4-80SHSS

Locking - see page Br85, 286 Dual Point Lock

Weatherfold 4s 150

Exterior Folding Door Hardware

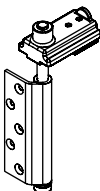
150



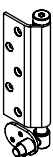
700



98PPA



BWS1-150H



BW789H

Maximum Panel Weight	150kg
Maximum Panel Height	4000mm
Maximum Panel Width	1200mm
Panel Thickness	44-68mm

Track

Description	Code
Track Aluminium Anodised – 4000mm	700-CA40
Track Aluminium Anodised – 6000mm	700-CA60

Channel

Description	Code
Polypropylene & aluminium anodised 4000mm	98PPA-A40
Polypropylene & aluminium anodised 6000mm	98PPA-A60

Pivot Sets

Description	Code
316 SS top and bottom pivot with two 304 SS hinge flags	
Pivot set non mortice SS	BWS1-150HSS

Jamb Pivots

Description	Code
316 SS pivot and 304 SS hinge flag	
Jamb pivot non mortice SS	BW789HSS

End Hanger Sets

Description	Code
Consists of 316 SS hanger, offset guide and two 304 SS hinge flags	
End hanger set non mortice SS	BWS2-150SHSS

Intermediate Hanger Sets

Description	Code
Consists of 316 SS hanger, offset guide and three 304 SS hinges	
Intermediate hanger set non mortice SS	BWS4-150SHSS

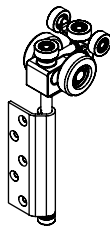
Jointing Rod

Description	Code
Track jointing rod (pair)	700TJR

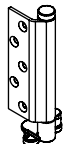
Weatherfold 4s 150

Exterior Folding Door Hardware

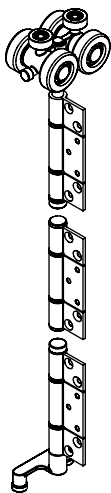
150



BWS2-150SH



BWS4-150SH



Maximum Panel Weight	150kg
Maximum Panel Height	4000mm
Maximum Panel Width	1200mm
Panel Thickness	44-68mm

Hinge Sets – Non Mortice

Description	Code
Intermediate hinge set, two hinges + hinge handle SS	BW3-150HSS
Intermediate hinge set inward opening, three hinges SS	BW5-150HSS
Offset hinge set inward opening, three hinges SS	BW6-150HSS
Offset hinge set, two hinges + hinge handle SS	BW7-150HSS

Single Hinges

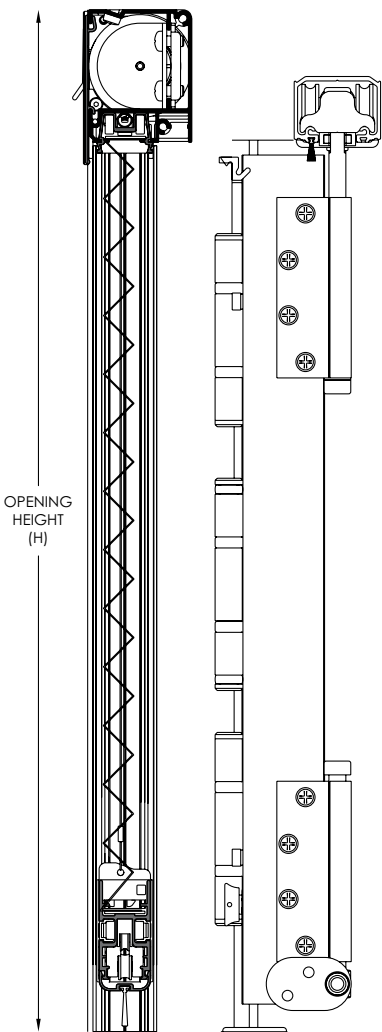
Description	Code
Hinge pull handle non mortice SS	BW780HSS
Intermediate hinge non mortice SS	BW705HSS
Offset hinge non mortice SS	BW709HSS

Flush Bolts

Description	Code
Flush bolt – standard, 190mm	456RSN
Flush bolt – lockable, 190mm	456RESN-1
Flush bolt – necked, 190mm	456RNHSN
Flush bolt – inward opening, 190mm	456RIHSN
Flush bolt – lockable inward opening, 190mm	456REIHSN-1
Flush bolt – standard, 450mm	456RLSN
Flush bolt – lockable, 450mm	456RLESN-1
Flush bolt – necked, 450mm	456RLNHSN
Flush bolt – standard, 600mm	456RLXSN-600
Flush bolt – standard, 1000mm	456RLXSN-1000

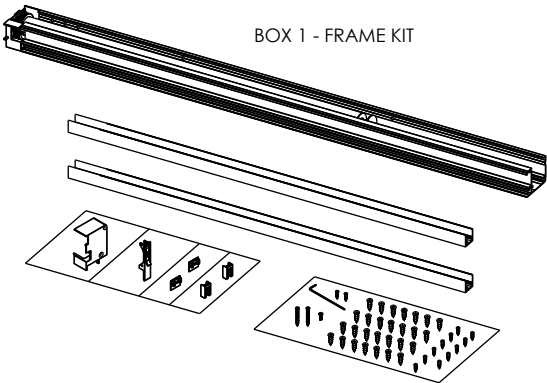
312 Automated Pleated Insect Screen

Screen Solutions

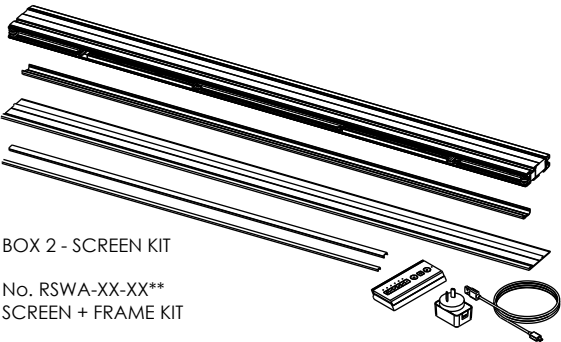


Kit includes Frame + Screen

Description	Code
1200mm Height by	
1000mm Width	RSWA-12-10BK
1200mm Width	RSWA-12-12BK
1400mm Width	RSWA-12-14BK
1600mm Width	RSWA-12-16BK
1800mm Width	RSWA-12-18BK
2000mm Width	RSWA-12-20BK
2200mm Width	RSWA-12-22BK
2400mm Width	RSWA-12-24BK
2600mm Width	RSWA-12-26BK
1400mm Height by	
1000mm Width	RSWA-14-10BK
1200mm Width	RSWA-14-12BK
1400mm Width	RSWA-14-14BK
1600mm Width	RSWA-14-16BK
1800mm Width	RSWA-14-18BK
2000mm Width	RSWA-14-20BK
2200mm Width	RSWA-14-22BK
2400mm Width	RSWA-14-24BK
2600mm Width	RSWA-14-26BK
1600mm Height by	
1000mm Width	RSWA-16-10BK
1200mm Width	RSWA-16-12BK
1400mm Width	RSWA-16-14BK
1600mm Width	RSWA-16-16BK
1800mm Width	RSWA-16-18BK
2000mm Width	RSWA-16-20BK
2200mm Width	RSWA-16-22BK
2400mm Width	RSWA-16-24BK
2600mm Width	RSWA-16-26BK
1800mm Height by	
1000mm Width	RSWA-18-10BK
1200mm Width	RSWA-18-12BK
1400mm Width	RSWA-18-14BK
1600mm Width	RSWA-18-16BK
1800mm Width	RSWA-18-18BK
2000mm Width	RSWA-18-20BK
2200mm Width	RSWA-18-22BK
2400mm Width	RSWA-18-24BK
2600mm Width	RSWA-18-26BK



BOX 1 - FRAME KIT



BOX 2 - SCREEN KIT

No. RSWA-XX-XX**
SCREEN + FRAME KIT

612 Retractable Pleated Insect Screen

Screen Solutions

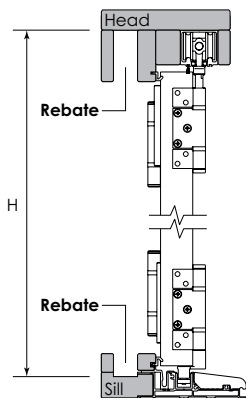
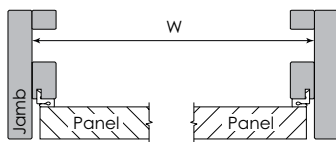
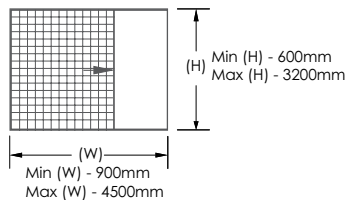


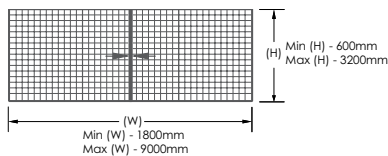
Illustration shows brio exterior folding door hardware and self draining sill



Single Screen



Double Screen



Description	Code
800mm Height by	
1100mm Width	RSDL08-11***
1500mm Width	RSDL08-15***
2000mm Width	RSDL08-20***
1000mm Height by	
1100mm Width	RSDL10-11***
1500mm Width	RSDL10-15***
2000mm Width	RSDL10-20***
1200mm Height by	
1100mm Width	RSDL12-11***
1500mm Width	RSDL12-15***
2000mm Width	RSDL12-20***
2700mm Width	RSDL12-27***
1400mm Height by	
1100mm Width	RSDL14-11***
1500mm Width	RSDL14-15***
2000mm Width	RSDL14-20***
2700mm Width	RSDL14-27***
1600mm Height by	
1100mm Width	RSDL16-11***
1500mm Width	RSDL16-15***
2000mm Width	RSDL16-20***
2700mm Width	RSDL16-27***
3600mm Width	RSDL16-36***
1800mm Height by	
1100mm Width	RSDL18-11***
1500mm Width	RSDL18-15***
2000mm Width	RSDL18-20***
2700mm Width	RSDL18-27***
3600mm Width	RSDL18-36***
2000mm Height by	
1100mm Width	RSDL20-11***
1500mm Width	RSDL20-15***
2000mm Width	RSDL20-20***
2700mm Width	RSDL20-27***
3600mm Width	RSDL20-36***
4500mm Width	RSDL20-45***
2200mm Height by	
1100mm Width	RSDL22-11***
1500mm Width	RSDL22-15***
2000mm Width	RSDL22-20***
2700mm Width	RSDL22-27***
3600mm Width	RSDL22-36***
4500mm Width	RSDL22-45***

Dimensions in mm

*** Powder coated colour options (Powder coat finishes will be Interpon® powder coat unless otherwise specified)

PBK = Black

PWT = White

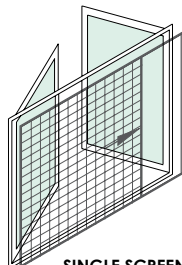
PGY = Grey

SPEC = Special colour, requires surcharge RSDLPC to be applied

612 Retractable Pleated Insect Screen (cont.)

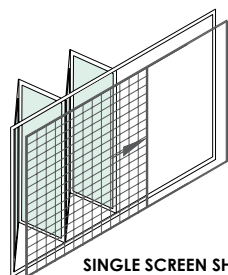
Screen Solutions

French / Patio Doors



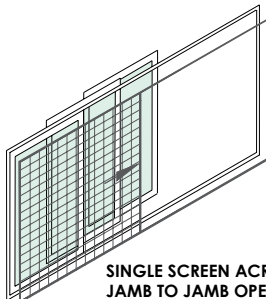
SINGLE SCREEN SHOWN

Bifolds / Exterior Folding Doors



SINGLE SCREEN SHOWN

Sliding / Stacking Doors



SINGLE SCREEN ACROSS THE JAMB TO JAMB OPENING

Description	Code
2400mm Height by	
1100mm Width	RSDL24-11***
1500mm Width	RSDL24-15***
2000mm Width	RSDL24-20***
2700mm Width	RSDL24-27***
3600mm Width	RSDL24-36***
4500mm Width	RSDL24-45***
2600mm Height by	
1100mm Width	RSDL26-11***
1500mm Width	RSDL26-15***
2000mm Width	RSDL26-20***
2700mm Width	RSDL26-27***
3600mm Width	RSDL26-36***
4500mm Width	RSDL26-45***
2800mm Height by	
1100mm Width	RSDL28-11***
1500mm Width	RSDL28-15***
2000mm Width	RSDL28-20***
2700mm Width	RSDL28-27***
3600mm Width	RSDL28-36***
4500mm Width	RSDL28-45***
3000mm Height by	
1100mm Width	RSDL30-11***
1500mm Width	RSDL30-15***
2000mm Width	RSDL30-20***
2700mm Width	RSDL30-27***
3600mm Width	RSDL30-36***
4500mm Width	RSDL30-45***
3200mm Height by	
1100mm Width	RSDL32-11***
1500mm Width	RSDL32-15***
2000mm Width	RSDL32-20***
2700mm Width	RSDL32-27***
3600mm Width	RSDL32-36***
4500mm Width	RSDL32-45***

Dimensions in mm

*** Powder coated colour options (Powder coat finishes will be Interpon® powder coat unless otherwise specified)

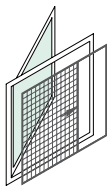
PBK = Black

PWT = White

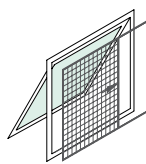
PGY = Grey

SPEC = Special colour, requires surcharge RSDLPC to be applied

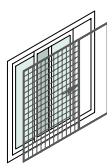
Windows



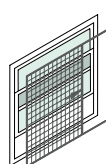
CASEMENT



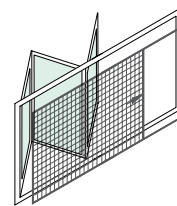
AWNING



SLIDING



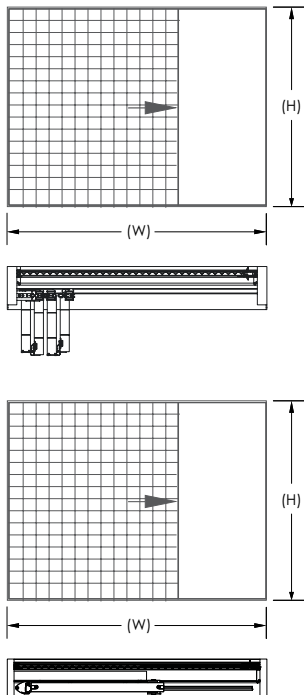
DOUBLE HUNG



FOLDING

612 Retractable Pleated Insect Screen

Screen Solutions



Standard Track and Channel

Description	Code
Screen Height 800 - 1600mm	
RST Top Track	
Track Length 1500mm	KIT-1-L***
Track Length 2200mm	KIT-2-L***
Track Length 3000mm	KIT-3-L***
Track Length 4500mm	KIT-4-L***
Screen Height 800 - 1600mm	
RSTT Top Track	
Track Length 1500mm	KIT-1-T***
Track Length 2200mm	KIT-2-T***
Track Length 3000mm	KIT-3-T***
Track Length 4500mm	KIT-4-T***
Screen Height 1601 - 2400mm	
RST Top Track	
Track Length 1500mm	KIT-5-L***
Track Length 2200mm	KIT-6-L***
Track Length 3000mm	KIT-7-L***
Track Length 4500mm	KIT-8-L***
Screen Height 1601 - 2400mm	
RSTT Top Track	
Track Length 1500mm	KIT-5-T***
Track Length 2200mm	KIT-6-T***
Track Length 3000mm	KIT-7-T***
Track Length 4500mm	KIT-8-T***
Screen Height 2401 - 3200mm	
RSTT Top Track	
Track Length 1500mm	KIT-9-T***
Track Length 2200mm	KIT-10-T***
Track Length 3000mm	KIT-11-T***
Track Length 4500mm	KIT-12-T***

Dimensions in mm

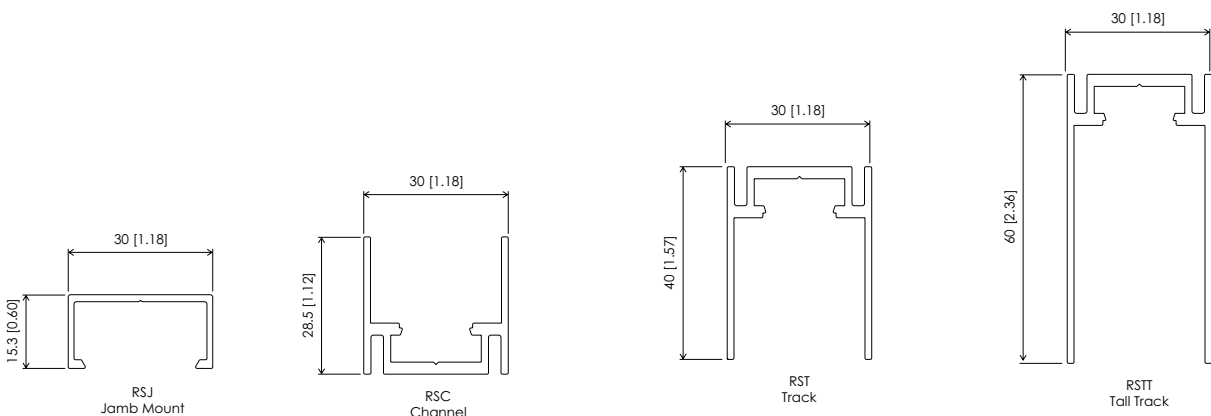
*** Powder coated colour options (Powder coat finishes will be Interpon® powder coat unless otherwise specified)

PBK = Black

PWT = White

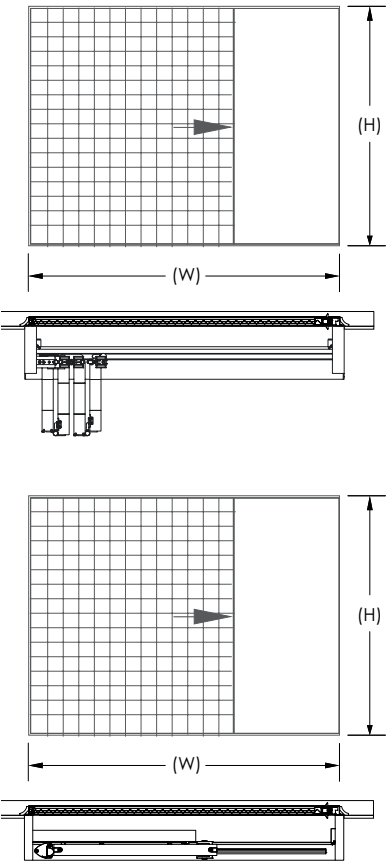
PGY = Grey

SPEC = Special colour, requires surcharge RSDLPC to be applied



612 Retractable Pleated Insect Screen

Screen Solutions



Retrofit Track and Channel

Description	Code
Screen Height 800 - 2400mm	
RSTTE Top Track	
Track Length 3000mm	KIT-7-R***
Track Length 4500mm	KIT-8-R***
Screen Height 2401 - 3200mm	
RSTTE Top Track	
Track Length 3000mm	KIT-11-R***
Track Length 4500mm	KIT-12-R***

Meeting Track and Channel

Description	Code
Screen Height 800 - 2400mm	
RSTTE Top Track	
Track Length 3000mm	KIT-22-R***
Track Length 4500mm	KIT-23-R***
Screen Height 2400 - 3200mm	
RSTTE Top Track	
Track Length 3000mm	KIT-26-R***
Track Length 4500mm	KIT-27-R***

Dimensions in mm

*** Powder coated colour options (Powder coat finishes will be Interpon(R) powder coat unless otherwise specified)

PBK = Black

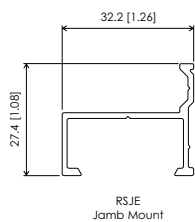
PWT = White

PGY = Grey

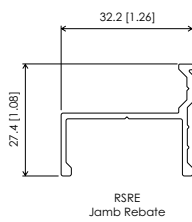
SPEC = Special colour, requires surcharge RSDLPC to be applied

612 Accessories

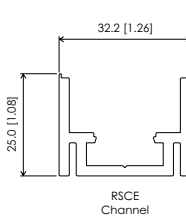
Description	Code
Pocket Cavity Kit for 800 - 3200mm high screens (jamb mount 4500mm)	KIT-PK
High performance cable and clip kit	KIT-HP



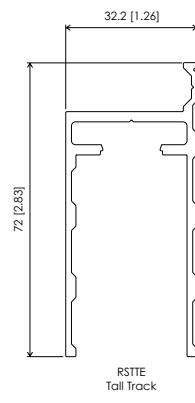
RSJE
Jamb Mount



RSRE
Jamb Rebate



RSCE
Channel



RSTTE
Tail Track

Notes:

Briton



Image: Briton 1130 Door Closer

Index

Product Range

Door Closers

Surface Mounted Door Closers

Bt102 1120 and 1130 Series Surface Mounted Door Closer

Cam Action Closers

Bt103 2300, 2400, 2700 Series Cam Action Closer

Multi Strength Transom Closers

Bt103 2800 Series Multi Strength Transom Closer

Floor Springs

5000 Series Floor Spring

Bt104 5000 Series Floor Spring

7500 Series Floor Spring

Bt104 7500 Series Floor Spring

Pivot Sets

Briton Pivot Set

Bt104 Light Duty and Heavy Duty Pivot Set

Briton Hinges

Bt104 3D Concealed Hinges

Exit Devices

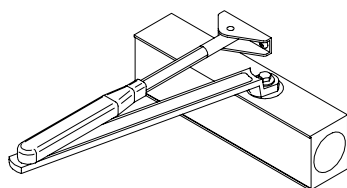
370 Series Exit Device

Bt105 370 Series, Spare Parts and Accessories

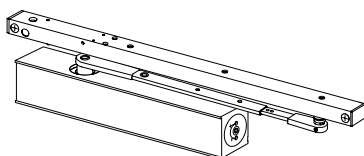
1120 & 1130 Series

Door Closers

SSS closer supplied with classic cover in SSS finish with matching arm and track.
Warranty: 10 years. Backcheck standard feature. Fire rated: refer fire door manufacturer for approval.



1120B



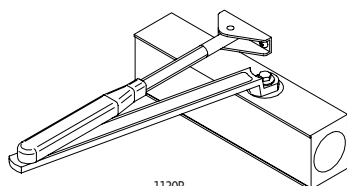
1120T

1120 Series Surface Mounted Door Closers

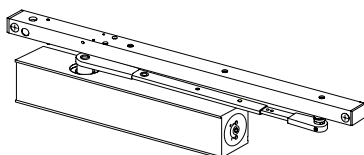
Description	Finish	Code
1120B Regular closer strength 2-4	SE	B1120B-SE
	SSS	B1120B-C-SSS
1120B Hold open closer	SE	B1120B-HO-SE
1120T Track closer strength 1-3	SE	B1120BT-SE
	SSS	B1120BT-C-SSS
	Black	B1120BT-C-MB
Add component below for track hold open function.		
1120 Series Accessories		
1120 Track & arm	SE	B1120-T
1120/1130 Track hold open clip		BTHOCLIP
1120 Hold open arm	SE	B1120ARM-HOSE
1120 Hold open arm	MB	B1120ARM-HOMB
1120/1130 Parallel arm bracket	SE	BPA-SE
1120 Adapter plate	SE	B1120-AP
1120 Parallel arm drop plate	SE	B1120-PADP
1120 Regular arm	SE	B1120-RA
1120 Slide cover	SE	B1120-SC
1120/1130 Z Bracket aluminium	SE	BZBRACKET
Optional Covers		
1120 Series classic metal cover	PSS	B1120-C-PSS
	SSS	B1120-C-SSS

1130 Series Surface Mounted Door Closers

Description	Finish	Code
1130B Regular closer strength 1-6	SE	B1130B-SE
	SSS	B1130B-C-SSS
1130B Hold open closer	SE	B1130B-HO-SE
1130DA Delayed action closer strength 1-6	SE	B1130B-DA-SE
1130T Track closer strength 1-4	SE	B1130BT-SE
	SSS	B1130BT-C-SSS
	Black	B1130BT-C-MB
Add component below for track hold open function.		
1130 Series Accessories		
1130 Track	Black	B1130-TK-MB
1130 Track arm	Black	B1130-TA-MB
1130 Track & arm	SE	B1130-T
1120/1130 Track hold open clip		BTHOCLIP
1130 Hold Open arm	SE	B1130ARMHO-SE
1130 Hold Open arm	MB	B1130ARMHO-MB
1120/1130 Parallel arm bracket	SE	BPA-SE
1130 Adapter plate	SE	B1130-AP
1130 Parallel arm drop plate	SE	B1130-PADP
1130 Regular arm	SE	B1130-RA
1130 Slide cover	SE	B1130-SC
1120/1130 Z Bracket aluminium	SE	BZBRACKET
Optional Covers		
1130 Series classic metal cover	PSS	B1130-C-PSS
1130 Series classic metal cover	SSS	B1130-C-SSS



1130B

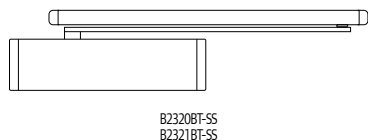


1130T

2300, 2400 & 2700 Series

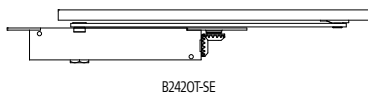
Door Closers

Stainless Steel finish is standard for closer, track and arm assembly
Warranty: 10 year mechanical. Fire rated: Backcheck standard, refer fire door manufacturer for approval.



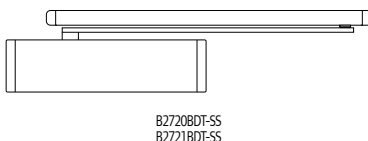
2300 Series Cam Action Closers

Description	Finish	Code
2320BT Cam action closer strength 2-4 Pull side	SSS	B2320BT-SS
2321BT Cam action closer strength 2-4 Push side includes angle mounting bracket	SSS	B2321BT-SS
2300 Series Accessories		
2720/2320HP Series hold open conversion kit		B2320HP
2720/2320AB Series angle mounting bracket	SE	B2320AB
2720/2320CS Series cushion limit stop		B2320CS
2720/2320AP Series track arm set	SSS	B2320APSS
2320CPS Series replacement cover	SSS	B2320CPS-SS
2320 Series adapter plate		B2320F-PLT-SE



2400 Series Cam Action Closers

Description	Finish	Code
2420T Concealed cam action closer strength 2-4	SE	B2420T-SE
2400 Series Accessories		
2420HP Series hold open conversion kit		B2320HP
2420CS Series cushion stop		B2320AB
2420FPLT Series flush fixing plate	SE	B2420FPLT

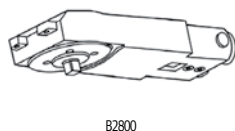


2700 Series Cam Action Closers

Description	Finish	Code
2720BT Cam action closer strength 1-5 Pull side delayed action	SSS	B2720BDT-SS
2721BT Cam action closer strength 1-5 Push side delayed action includes angle mounting bracket	SSS	B2721BDT-SS
2700 Series Accessories		
2720/2320HP Series hold open conversion kit		B2320HP
2720/2320AB Series angle mounting bracket	SE	B2320AB
2720/2320CS Series cushion limit stop		B2320CS
2720/2320AP Series track arm set	SSS	B2320APSS
2320CPS Series replacement cover	SSS	B2320CPS-SS

2800 Series

Door Closers



2800 Series Multi Strength Transom Closers

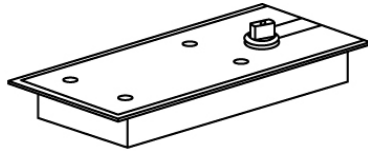
Description	Finish	Code
Non-hold open, adjustable, strength 2-4		B2800
Fire rated strength 2-4 – metal box not included		B2800/BC
Hold Open 90°, adjustable strength 2-4		B2800/90
Hold Open 105°, adjustable strength 2-4		B2800/105
Transom Closer Accessories		
2800 Cover plate aluminium frame	SSS	B2800ACPSS
2800 Cover plate wood frame	SSS	B2800WCPSS
2800 Metal box aluminium frame		B2800BOX
2800 Cover plate metal box	SSS	B2800BCPSS
2800 Bottom pivot set		B2800BP
2800 Heavy duty bottom pivot set – bottom strap not included		B2800HDP
2800 Side load arm		B2800SLA

5000 & 7500 Series

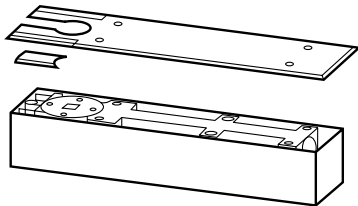
Floor Springs

Warranty: 10 years. Includes: top pivot, bottom strap and cover plate.

5000 and 7500 Series Floor Springs



BNT-5003



B7500

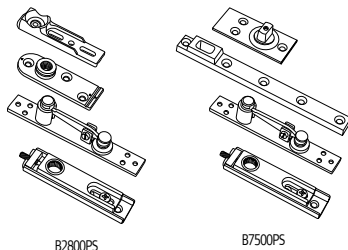
Description	Finish	Code
Briton 5000 Series Floor Springs		
Maximum door weight 100kg		
5000 Series Non Hold Open		
Maximum door width 1000mm		
Non hold open strength 3	SSS	B5003
5000 Series Hold Open		
Maximum door width 1000mm		
Hold open 90° strength 3	SSS	B5003/90
Hold open 105° strength 3	SSS	B5003/105
5000 Series Non Hold Open		
Maximum door width 1100mm		
Non hold open strength 4	SSS	B5004
5000 Series Hold Open		
Maximum door width 1100mm		
Hold open 90° strength 4	SSS	B5004/90
Hold open 105° strength 4	SSS	B5004/105
Briton 7500 Series Floor Springs		
Maximum door weight 300kg		
7500 Series Non Hold Open	SSS	B7500
Maximum door width 1400mm Non hold open strength 3-6		
7500 Series Hold Open	SSS	B7500/90
Maximum door width 1400mm Hold open 90° strength 3-6		
Floor Spring Accessories		
7500 Top pivot set		B7500TP
7500 Bottom strap		B7500BS
7500 Cover plate	SSS	B7500CP-SSS

Pivot Sets and Hinges

Pivot Sets

Warranty: 10 year mechanical warranty.

Pivot Sets

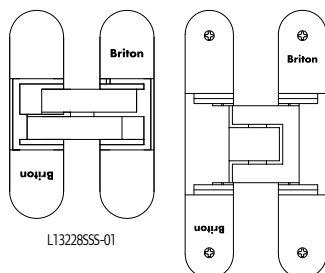


B2800PS

B7500PS

Description	Finish	Code
Light duty pivot set - top & bottom pivots (max door weight: 80kg and max door width: 1100mm)	SSS	B2800PS
Heavy duty pivot set - top & bottom pivots (max door weight: 250kg and max door width: 1400mm)	SSS	B7500PS

Hinges



L13228SSS-01

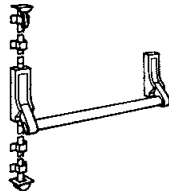
L13228SSS-02

Description	Finish	Code
Briton 3D Concealed Hinges 80kg	SSS	L13228SSS-01
Briton 3D Concealed Hinges 120kg	SSS	L13228SSS-02

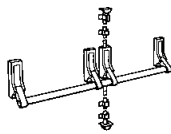
370 Series

Exit Devices

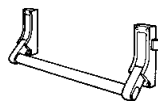
Warranty: 10 year mechanical.



376 Series Exit Device



377 Series Exit Device



378 Series Exit Device

370 Series Exit Devices

Description	Finish	Code
376E Single panic bolt device, exit only, silver enamel	SE	B376E/SE
377 Double rebated door set, exit only, silver enamel	SE	B377E/SE
378 Single rim device, exit only, silver enamel	SE	B378E/SE
379 Single panic mortice latch, exit only, silver enamel	SE	B379E/SE
372E Push pad with vertical rods, exit only, silver enamel	SE	B372E/SE
1438E Push pad rim latch device, exit only, silver enamel	SE	B1438E/SE

Exit Device Spare Parts

Description	Finish	Code
376 BS Bottom shoot 1070mm	SE	B376BS
376 CB Cross bar 1200mm	SE	B376CB
376 EBA End box assembly	SE	B376EBA
376 EBAD End box assembly with dogging	SE	B376EBAD
376 ESP Top/Bottom end shoot plug		B376ESP
376 FEP Flat end plug	SE	B376FEP
376 MBA Main box assembly	SE	B376MBA
376 PC Pullman catch	SE	B376PC
376 SG Shoot guide	SE	B376SG
376 TKP Top keeper plate		B376TKP
376 TSP Tapered shoot plug		B376TSP
376 TTA Tio tripper assembly	SE	B376TTA
376/ELTS/SE Extra long top shoot 1950mm	SE	B376/ELTS/SE
376 Screw pack		B376SP
376 Floor socket		B376FS
376 LAB Push to open label 376/330		B376LAB
376 Metal door strike	SE	B376MDS/ZP
378 Metal door strike	SE	B378MDS/SE
378/DDS Double door strike	SE	B378DDS/SE
378 Main box assembly	SE	B378MBA
379 Main box assembly	SE	B379MBA
379 CP Component pack		B379CP
379 Fitting kit		B379FK
378 Component pack screws and strike		B378/COM

Exit Device Accessories

Description	Code
1413K Locking knob SIL Euro cylinder	B1413KE/SE
1413L Locking lever SIL Euro cylinder	B1413LE/SE



Gainsborough



Image: Trilock Omni 600mm Pull Handle

Index

Alpha Numeric

Door Lock and Entrance Handle

Smart Locks

Ga110	Gainsborough Freestyle Smart Wi-Fi Trilock
Ga110	Gainsborough Mode Smart Lock Series

Trilock Omni

Ga111	Trilock Omni Accent 450mm Pull Handle
Ga111	Trilock Omni 600mm Pull Handle

Trilock Entrance Sets

Ga112	Trilock Urban
Ga112	Trilock Contemporary
Ga112	Trilock Cove
Ga113	Trilock Eclipse
Ga113	Trilock Traditional
Ga114	Accessories

Rectangular Flush Pull

730 Series

Ga114	730 Flush Pull Rectangular 150mm
Ga114	730 Flush Pull Rectangular 250mm
Ga114	730 Flush Pull Rectangular 350mm

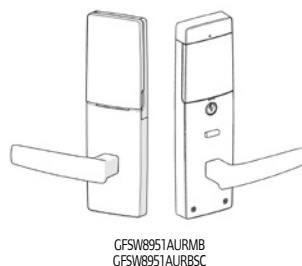
Mortice Locks

755, 760 and 775 Series

Ga115	755 Series Mortice Lock
Ga115	760 Series Mortice Lock
Ga115	775 Series Roller Mortice Lock
Ga115	Cylinders

Gainsborough Freestyle Smart Wi-Fi Trilock

Smart Locks



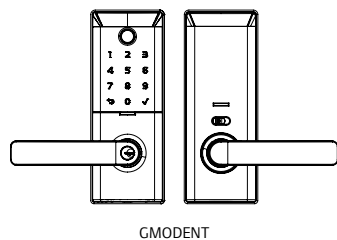
GFSW8951AURMB
GFSW8951AURBSC

Freestyle Smart Wi-Fi Trilock

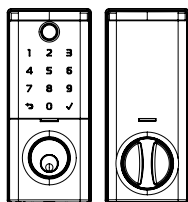
Description	Code
Double cylinder	
Freestyle Smart Wi-Fi Trilock, with wifi onboard, matte black	GFSW8951AURMB
Freestyle Smart Wi-Fi Trilock, with wifi onboard, brushed satin chrome	GFSW8951AURBSC

Gainsborough Mode Smart Lock Series

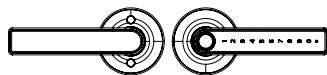
Smart Locks



GMODENT



GMODDB



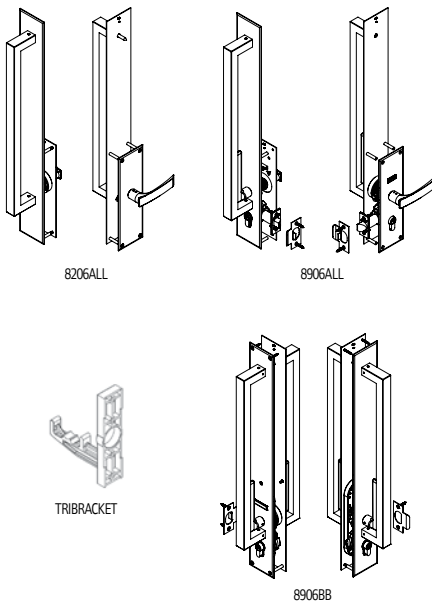
GMODLEV

Mode Smart Locks

Description	Code
Entrance Lock	
Mode Smart Entrance Lock in Black	GMODENTBL
Mode Smart Entrance Lock in Graphite	GMODENTGR
Deadbolt	
Mode Smart Deadbolt in Black	GMODDBBL
Mode Smart Deadbolt in Graphite	GMODDBGR
Lever	
Mode Smart Lever Lock in Black	GMODLEVBL
Mode Smart Lever Lock in Graphite	GMODLEVGR

Trilock Omni

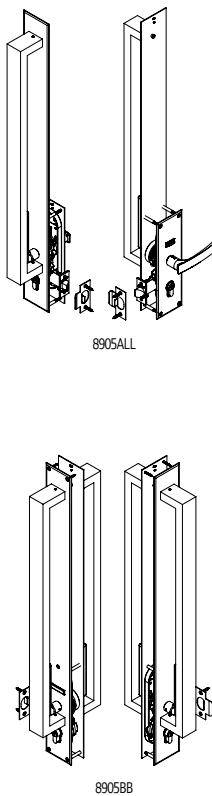
Door Lock and Entrance Handle



Trilock Omni Accent 450mm Pull Handle

Description	Code
Double Cylinder	
Trilock Omni Accent Allure Double Cylinder Stainless Steel	8906ALLSS
Trilock Omni Accent Allure Double Cylinder Matte Black	8906ALLMB
Back to Back Double Cylinder	
Trilock Omni Accent Back to Back Double Cylinder Stainless Steel	8906BBSS
Trilock Omni Accent Back to Back Double Cylinder Matte Black	8906BBMB
Double Cylinder Keyed	
Trilock Omni Accent Allure Double Cylinder Keyed Stainless Steel	8906ALLSSK
Trilock Omni Accent Allure Double Cylinder Keyed Matte Black	8906ALLMBK
Double Cylinder Back to Back Keyed	
Trilock Omni Accent Back to Back Double Cylinder Keyed Stainless Steel	8906BBSSK
Trilock Omni Accent Back to Back Double Cylinder Keyed Matte Black	8906BBMBK
Dummy Trim Set	
Trilock Omni Accent Allure Dummy Trim Set Stainless Steel	8206ALLSS
Trilock Omni Accent Allure Dummy Trim Set Matte Black	8206ALLMB
Accessory	
Trilock Aluminium Fabricator Fixing Kit	TRIBRACKET

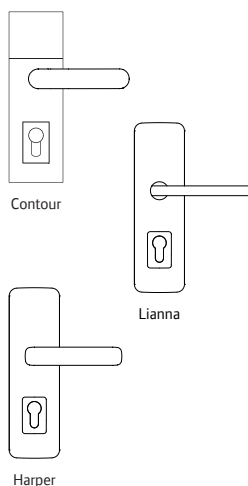
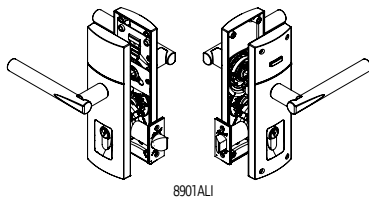
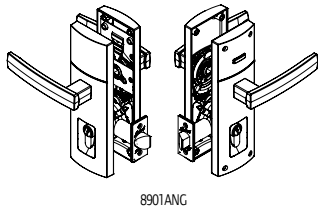
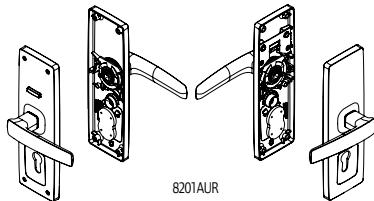
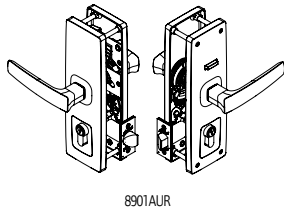
Trilock Omni 600mm Pull Handle



Description	Code
Double Cylinder	
Trilock Omni Allure Double Cylinder Stainless Steel	8905ALLSS
Trilock Omni Allure Double Cylinder Matte Black	8905ALLMB
Trilock Omni Allure Double Cylinder Polished Stainless Steel	8905ALLPS
Back to Back Double Cylinder	
Trilock Omni Back to Back Double Cylinder Stainless Steel	8905BBSS
Trilock Omni Back to Back Double Cylinder Matte Black	8905BBMB
Trilock Omni Back to Back Double Cylinder Polished Stainless Steel	8905BBPS
Double Cylinder Keyed	
Trilock Omni Allure Double Cylinder Keyed Stainless Steel	8905ALLSSK
Trilock Omni Allure Double Cylinder Keyed Matte Black	8905ALLMBK
Trilock Omni Allure Double Cylinder Keyed Polished Stainless Steel	8905ALLPSK
Back to Back Double Cylinder	
Trilock Omni Back to Back Double Cylinder Keyed Stainless Steel	8905BBSSK
Trilock Omni Back to Back Double Cylinder Keyed Matte Black	8905BBMBK
Trilock Omni Back to Back Double Cylinder Keyed Polished Stainless Steel	8905BBPSK

Trilock Entrance Sets

Door Lock and Entrance Handle



Trilock Urban

Description	Code
Double Cylinder Keyed	
Trilock Urban Aurora Double Cylinder Keyed Brushed Satin Chrome	8901AURBSC
Trilock Urban Aurora Double Cylinder Keyed Matte Black	8901AURMBK
Dummy Trim Set	
Trilock Urban Aurora Dummy Trim Set Brushed Satin Chrome	8201AURBSC
Trilock Urban Aurora Dummy Trim Set Matte Black	8201AURMB
Accessory	
Trilock Aluminium Fabricator Fixing Kit	TRIBRACKET

Trilock Contemporary

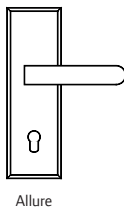
Description	Code
Double Cylinder Keyed	
Trilock Contemporary Angular Double Cylinder Keyed Bright Chrome	8901ANGBCK
Trilock Contemporary Angular Double Cylinder Keyed Matte Black	8901ANGMBK
Trilock Contemporary Angular Double Cylinder Keyed Satin Chrome	8901ANGSCK
Trilock Contemporary Align Double Cylinder Keyed Satin Chrome	8901ALISCK
Trilock Contemporary Align Double Cylinder Keyed Matte Black	8901ALIMBK
Trilock Contemporary Contour Double Cylinder Keyed Satin Chrome	8901CONSCK
Dummy Trim Set	
Trilock Contemporary Angular Dummy Trim Set Bright Chrome	8201ANGBC
Trilock Contemporary Angular Dummy Trim Set Matte Black	8201ANGMB
Trilock Contemporary Angular Dummy Trim Set Satin Chrome	8201ANGSC
Trilock Contemporary Align Dummy Trim Set Satin Chrome	8201ALISC
Trilock Contemporary Align Dummy Trim Set Matte Black	8201ALIMBK
Trilock Contemporary Contour Dummy Trim Set Satin Chrome	8201CONSCK
Accessory	
Trilock Aluminium Fabricator Fixing Kit	TRIBRACKET

Trilock Cove

Description	Code
Double Cylinder Keyed	
Trilock Cove Lianna Double Cylinder Keyed Satin Chrome	8901LIASCK
Trilock Cove Lianna Double Cylinder Keyed Matte Black	8901LIAMBK
Trilock Cove Harper Double Cylinder Keyed Satin Chrome	8901HARSCK
Dummy Trim Set	
Trilock Cove Lianna Dummy Trim Set Satin Chrome	8201LIASC
Trilock Cove Lianna Dummy Trim Set Matte Black	8201LIAMB
Trilock Cove Harper Dummy Trim Set Satin Chrome	8201HARSC
Accessory	
Trilock Aluminium Fabricator Fixing Kit	TRIBRACKET

Trilock Entrance Sets

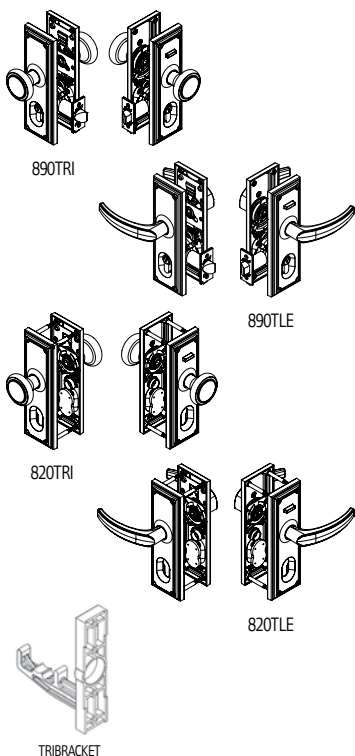
Door Lock and Entrance Handle



Allure

Trilock Eclipse

Description	Code
Double Cylinder Keyed	
Trilock Eclipse Allure Double Cylinder Keyed Satin Stainless	8904ALLSSK
Dummy Trim Set	
Trilock Eclipse Allure Dummy Trim Set Satin Stainless	8204ALLSSK
Accessory	
Trilock Aluminium Fabricator Fixing Kit	TRIBRACKET



Trilock Traditional

Description	Code
Double Cylinder	
Trilock Traditional Knobset Double Cylinder Bright Chrome	890TRIBC
Trilock Traditional Knobset Double Cylinder Bright Goldtone	890TRIBG
Trilock Traditional Leverset Double Cylinder Bright Chrome	890TLEBC
Trilock Traditional Leverset Double Cylinder Bright Goldtone	890TLEBG
Trilock Traditional Leverset Double Cylinder Satin Chrome	890TLESC
Double Cylinder Keyed	
Trilock Traditional Knobset Double Cylinder Keyed Bright Chrome	890TRIBCK
Trilock Traditional Knobset Double Cylinder Keyed Bright Goldtone	890TRIBGK
Trilock Traditional Leverset Double Cylinder Keyed Bright Chrome	890TLEBCK
Trilock Traditional Leverset Double Cylinder Keyed Bright Goldtone	890TLEBGK
Trilock Traditional Leverset Double Cylinder Keyed Satin Chrome	890TLESCK
Dummy Trim Set	
Trilock Traditional Knobset Dummy Trim Set Bright Chrome	820TRIBC
Trilock Traditional Knobset Dummy Trim Set Bright Goldtone	820TRIBG
Trilock Traditional Leverset Dummy Trim Set Bright Chrome	820TLEBC
Trilock Traditional Leverset Dummy Trim Set Bright Goldtone	820TLEBG
Trilock Traditional Leverset Dummy Trim Set Satin Chrome	820TLESC
Accessory	
Trilock Aluminium Fabricator Fixing Kit	TRIBRACKET

Accessories

Accessories for Trilock Series



Accessories to suit Trilock Series

Description	Code
Entry Sets	
Trilock Extended Strike Plate Bright Chrome	PT890/SPE1BC
Trilock Extended Strike Plate Satin Chrome	PT890/SPE1SC
Rebate Kit	
Trilock Rebate Kit Bright Chrome	KT890REBBC
Trilock Rebate Satin Chrome	KT890REBSC
GR9, 5 Pin Double Cylinder	
Trilock Double Cylinder 70mm Bright Chrome	PT890A/CY70BC
C4, 6 Pin Double Cylinder	
Trilock Double Cylinder Bright Chrome	PT890A/CYC4BC

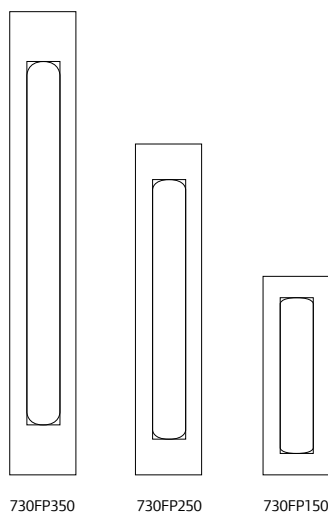
Note: for a keyed cylinder add a 'K' to the product code and include keying notes.

Description	Code
Wall Stops	
Wall Stop Satin Chrome	6207SC
Wall Stop Matte Black	6207MBC
Wall Stop Bright Chrome	6207BCC
Wall Stop Aged Brushed Copper	6207ABC

Description	Code
Escutcheon	
Euro Cylinder Escutcheon Square Matte Black	388EEMB

730 Series

Rectangular Flush Pulls



730 Series Flush Pull

Description	Code
Flush Pull Rectangular 150mm	
730 Flush Pull Rectangular 150mm Stainless Steel	730FP150SS
730 Flush Pull Rectangular 150mm Matte Black	730FP150MB
730 Flush Pull Rectangular 150mm Aged Brushed Copper	730FP150ABC
Flush Pull Rectangular 250mm	
730 Flush Pull Rectangular 250mm Stainless Steel	730FP250SS
730 Flush Pull Rectangular 250mm Matte Black	730FP250MB
730 Flush Pull Rectangular 250mm Aged Brushed Copper	730FP250ABC
Flush Pull Rectangular 350mm	
730 Flush Pull Rectangular 350mm Stainless Steel	730FP350SS
730 Flush Pull Rectangular 350mm Matte Black	730FP350MB
730 Flush Pull Rectangular 350mm Aged Brushed Copper	730FP350ABC

755, 760 and 775 Series

Mortice Locks



755SC60



757SC



PT755/SPE1SSS

755 Series Mortice Locks

Description	Code
60mm Backset	
755 Series Mortice Lock Double Cylinder Satin Chrome	755SC60
755 Series Mortice Lock Double Cylinder Special Keying Satin Chrome	755SC60K
Rebate Kit	
757 Rebate Kit Satin Chrome	757SC
Strike Plate	
755 Pivot Door Strike Stainless Steel	PT755/SPE1SSS



760SC
768SC



760RKSC

760 Series Sliding Door Mortice Locks

Description	Code
60mm Backset	
760 Series Sliding Door Mortice Lock Double Cylinder Satin Chrome	760SC
760 Series Sliding Door Mortice Lock Double Cylinder Special Keying Satin Chrome	760SCK
760 Series Sliding Door Mortice Lock Single Cylinder Satin Chrome	768SC
760 Series Sliding Door Mortice Lock Single Cylinder Special Keying Satin Chrome	768SCK
Rebate Kit	
760 Rebate Kit Satin Chrome	760RKSC



775SC60
778SC60



777RKSC



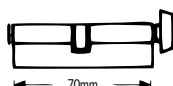
PT775/SPE1LSSS
PT775/SPE1RSSS

775 Series Roller Bolt Mortice Locks

Description	Code
60mm Backset	
775 Series Roller Bolt Mortice Lock Double Cylinder Satin Chrome	775SC60
775 Series Roller Bolt Mortice Lock Double Cylinder Special Keying Satin Chrome	775SC60K
775 Series Roller Bolt Mortice Lock Single Cylinder Satin Chrome	778SC60
775 Series Roller Bolt Mortice Lock Single Cylinder Special Keying Satin Chrome	778SC60K
Rebate Kit	
777 Rebate Kit Satin Chrome	777RKSC
Strike Plate	
775 Pivot Door Strike Stainless Steel (left-handed)	PT775/SPE1LSSS
775 Pivot Door Strike Stainless Steel (Right-handed)	PT775/SPE1RSSS

Fixed Cam Profile Cylinders to suit 755, 760 and 775 Series Mortice Locks

Description	Code
Fixed Cam Profile Cylinders GR9, 5 Pin	
855 Double Cylinder (70mm) Satin Chrome	PT855/CY70SC
858 Single Cylinder Thumbturn (70mm) Satin Chrome	PT858/CY70SC



PT855/CY70SC
PT858/CY70SC

Notes:

Notes:





Image: Legge 700 Series Long Plate Alpha Lever with 991 Mortice Lock

Index

Alpha Numeric

Mortice Lock Kits

991 & 995 Kits and Hardware

Le122	Keyed to Differ
Le123	Keyed Alike
Le124	Less Cylinder
Le125	Mortice Locks and Accessories

Lever Furniture

5300 Marine Series

Le126	Alpha Plate Lever
Le126	Bergen Plate Lever

Narrow Stile Deadlock

950 Series

Le127	Mortice Lock
Le127	Oval Cylinders

Cabinet Hardware

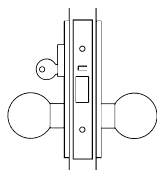
Le128	Flush Bolt and Hinges
-------	-----------------------

Door Stops

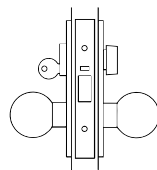
Le129	12000 and 13000 Series
-------	------------------------

991 & 995 MF Kit

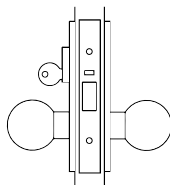
Mortice Lock Kits



L95V9 Storeroom Lock



L9V21 Vestibule Lock



L9V31 Office/Classroom Locking Latch

Keyed to Differ

Description	Code
Legge 995 23mm Back Set Kits	
995 V Series Vestibule Lock Office/Classroom with 5300 Series Long Plate Alpha Lever SSS	L95V31/53SSS
995 C Series Combination Lock Entry Lock Back set with 5300 Series Long Plate Alpha Lever SSS	L95C21/53SSS
995 C Series Combination Lock Glass Door with 5300 Series Long Plate Alpha Lever SSS	L95C27/53SSS
995 C Series Combination Exterior with 5300 Series Long Plate Alpha Lever SSS	L95C49/53SSS
995 V Series Vestibule Lock Office/Classroom with 5300 Series Long Plate Alpha Lever PC	L95V31/53PC
995 C Series Combination Lock Entry Lock Back set with 5300 Series Long Plate Alpha Lever PC	L95C21/53PC
995 C Series Combination Lock Glass Door with 5300 Series Long Plate Alpha Lever PC	L95C27/53PC
995 C Series Combination Exterior with 5300 Series Long Plate Alpha Lever PC	L95C49/53PC
995 V Series Vestibule Lock Office/Classroom with 5300 Series Long Plate Alpha Lever MB	L95V31/53MB
995 C Series Combination Lock Entry Lock Back set with 5300 Series Long Plate Alpha Lever MB	L95C21/53MB
995 C Series Combination Lock Glass Door with 5300 Series Long Plate Alpha Lever MB	L95C27/53MB
995 C Series Combination Exterior with 5300 Series Long Plate Alpha Lever MB	L95C49/53MB
Legge 995 30mm Back Set Kits	
995 V Series Vestibule Lock Office/Classroom with 5300 Series Long Plate Alpha Lever SSS	L95V3130/53SSS
995 V Series Combination Entry Lock Back set with 5300 Series Long Plate Alpha Lever SSS	L95C2130/53SSS
995 C Series Combination Glass Door Lock Double Cylinder with 5300 Series Long Plate Alpha Lever SSS	L95C2730/53SSS
995 V Series Vestibule Lock Office/Classroom with 5300 Series Long Plate Alpha Lever PC	L95V3130/53PC
995 V Series Combination Entry Lock Back set with 5300 Series Long Plate Alpha Lever PC	L95C2130/53PC
995 C Series Combination Glass Door Lock Double Cylinder with 5300 Series Long Plate Alpha Lever PC	L95C2730/53PC
995 V Series Vestibule Lock Office/Classroom with 5300 Series Long Plate Alpha Lever MB	L95V3130/53MB
995 V Series Combination Entry Lock Back set with 5300 Series Long Plate Alpha Lever MB	L95C2130/53MB
995 C Series Combination Glass Door Lock Double Cylinder with 5300 Series Long Plate Alpha Lever MB	L95C2730/53MB
Legge 991 60mm Back Set Kits	
991 V Series Vestibule Lock 60mm Back set with 700 Series Long Plate Alpha Lever SSS	L91V21/700SSS
991 V Series Vestibule Lock Office/Classroom Kit 700 Series Long Plate Alpha Lever SSS	L91V315/700SSS
991 C Series Combination Lock Glass Door Kit with 700 Series Long Plate Alpha Lever SSS	L91C27/700SSS

SSS = Satin Stainless Steel

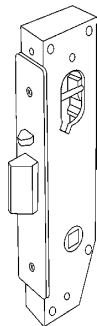
PC = Powder Coat

MB = Matte Black

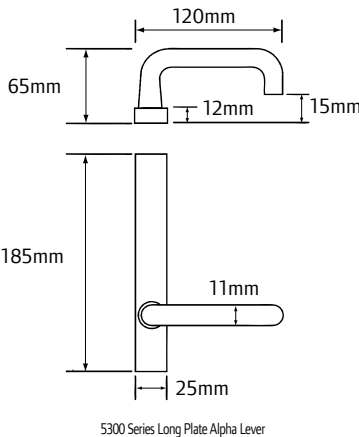
Alpha



Minimum Backset: 23mm



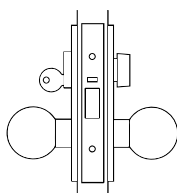
995 MF Lock



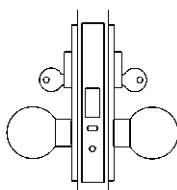
5300 Series Long Plate Alpha Lever

991 & 995 MF Kit

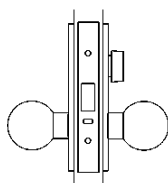
Mortice Lock Kits



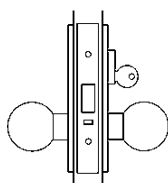
L95C21 Entry Lock



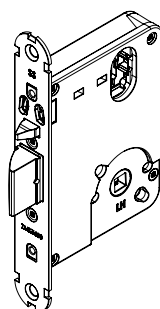
L95C27 Glass Door Lock



L95C41 Exterior Privacy Latch



L95C49 Exterior Lock



991 MF

Keyed Alike

Description	Code
Legge 995 23mm Back Set Kits	
995 V Series Vestibule Lock Office/Classroom with 5300 Series Long Plate Alpha Lever SSS	L95V31/53SS**
995 C Series Combination Lock Entry Lock Back set with 5300 Series Long Plate Alpha Lever SSS	L95C21/53SS**
995 C Series Combination Lock Glass Door with 5300 Series Long Plate Alpha Lever SSS	L95C27/53SS**
995 C Series Combination Exterior with 5300 Series Long Plate Alpha Lever SSS	L95C49/53SS**
995 V Series Vestibule Lock Office/Classroom with 5300 Series Long Plate Alpha Lever PC	L95V31/53PC**
995 C Series Combination Lock Entry Lock Back set with 5300 Series Long Plate Alpha Lever PC	L95C21/53PC**
995 C Series Combination Lock Glass Door with 5300 Series Long Plate Alpha Lever PC	L95C27/53PC**
995 C Series Combination Exterior with 5300 Series Long Plate Alpha Lever PC	L95C49/53PC**
995 V Series Vestibule Lock Office/Classroom with 5300 Series Long Plate Alpha Lever MB	L95V31/53MB**
995 C Series Combination Lock Entry Lock Back set with 5300 Series Long Plate Alpha Lever MB	L95C21/53MB**
995 C Series Combination Lock Glass Door with 5300 Series Long Plate Alpha Lever MB	L95C27/53MB**
995 C Series Combination Exterior with 5300 Series Long Plate Alpha Lever MB	L95C49/53MB**
Legge 995 30mm Back Set Kits	
995 V Series Vestibule Lock Office/Classroom with 5300 Series Long Plate Alpha Lever SSS	L95V3130/53SS**
995 V Series Combination Entry Lock Back set with 5300 Series Long Plate Alpha Lever SSS	L95C2130/53SS**
995 C Series Combination Glass Door Lock Double Cylinder with 5300 Series Long Plate Alpha Lever SSS	L95C2730/53SS**
995 V Series Vestibule Lock Office/Classroom with 5300 Series Long Plate Alpha Lever PC	L95V3130/53PC**
995 V Series Combination Entry Lock Back set with 5300 Series Long Plate Alpha Lever PC	L95C2130/53PC**
995 C Series Combination Glass Door Lock Double Cylinder with 5300 Series Long Plate Alpha Lever PC	L95C2730/53PC**
995 V Series Vestibule Lock Office/Classroom with 5300 Series Long Plate Alpha Lever MB	L95V3130/53MB**
995 V Series Combination Entry Lock Back set with 5300 Series Long Plate Alpha Lever MB	L95C2130/53MB**
995 C Series Combination Glass Door Lock Double Cylinder with 5300 Series Long Plate Alpha Lever MB	L95C2730/53MB**
Legge 991 60mm Back Set kits	
991 V Series Vestibule Lock 60mm Back set with 700 Series Long Plate Alpha Lever SSS	L91V21/700SS**
991V Series Vestibule Lock Office/Classroom Kit 700 Series Long Plate Alpha Lever SSS	L91V31/700SS**
991 C Series Combination Lock Glass Door Kit with 700 Series Long Plate Alpha Lever SSS	L91C27/700SS**

** Key option

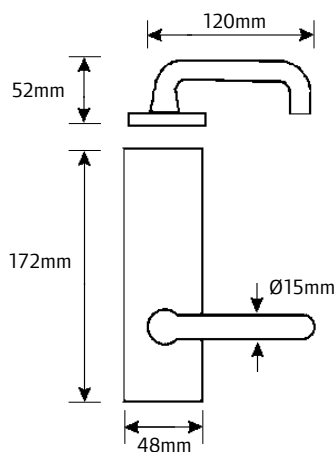
K1 = Key 1, K2 = Key 2, K3 = Key 3, K4 = Key 4, K5 = Key 5

SSS = Satin Stainless Steel

PC = Powder Coat

MB = Matte Black

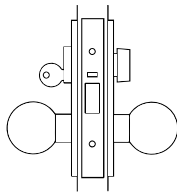
Alpha



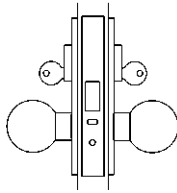
700 Series Long Plate Alpha Lever

991 & 995 MF Kit

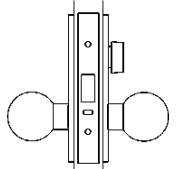
Mortice Lock Kits



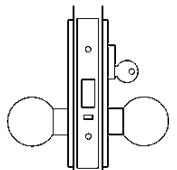
L95C21 Entry Lock



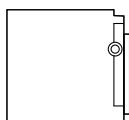
L95C27 Glass Door Lock



L95C41 Exterior Privacy Latch



L95C49 Exterior Lock



LY9-CYL

Less Cylinder (cylinder not included)

Description	Code
Legge 995 23mm Back Set Kits	
995 V Series Vestibule Lock Office/Classroom with 5300 Series Long Plate Alpha Lever SSS	L95V31/53SSLC
995 C Series Combination Lock Entry Lock Back set with 5300 Series Long Plate Alpha Lever SSS	L95C21/53SSLC
995 C Series Combination Lock Glass Door with 5300 Series Long Plate Alpha Lever SSS	L95C27/53SSLC
995 C Series Combination Exterior with 5300 Series Long Plate Alpha Lever SSS	L95C49/53SSLC
995 V Series Combination Entry Lock Back set with 5300 Series Long Plate Alpha Lever PC	L95C21/53PCLC
995 V Series Vestibule Lock Office/Classroom with 5300 Series Long Plate Alpha Lever MB	L95V31/53MBLC
995 V Series Combination Entry Lock Back set with 5300 Series Long Plate Alpha Lever MB	L95C21/53MBLC
995 C Series Combination Glass Door Lock Double Cylinder with 5300 Series Long Plate Alpha Lever MB	L95C27/53MBLC
995 C Series Combination Exit Lock Back set with 5300 Series Long Plate Alpha Lever	L95C49/53MBLC
Legge 995 30mm Back Set Kits	
995 V Series Vestibule Lock Office/Classroom with 5300 Series Long Plate Alpha Lever SSS	L95V3130/53SSLC
995 C Series Combination Lock Entry Lock Back set with 5300 Series Long Plate Alpha Lever SSS	L95C2130/53SSLC
995 C Series Combination Lock Glass Door with 5300 Series Long Plate Alpha Lever SSS	L95C2730/53SSLC
995 V Series Vestibule Lock Office/Classroom with 5300 Series Long Plate Alpha Lever MB	L95V3130/53MBLC
995 V Series Combination Entry Lock Back set with 5300 Series Long Plate Alpha Lever MB	L95C2130/53MBLC
995 C Series Combination Glass Door Lock Double Cylinder with 5300 Series Long Plate Alpha Lever MB	L95C2730/53MBLC

LC = Less Cylinder

SSS = Satin Stainless Steel

PC = Powder Coat

MB = Matte Black

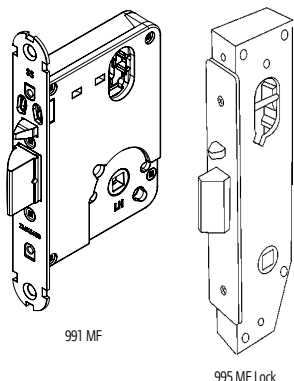
990 Cylinders

Description	Code
990 Cylinder Powder Coat KA	LY9-CYLPCKA1
990 Cylinder Powder Coat KA	LY9-CYLPCKA2
990 Cylinder Powder Coat KA	LY9-CYLPCKA3
990 Cylinder Powder Coat KA	LY9-CYLPCKA4
990 Cylinder Powder Coat KA	LY9-CYLPCKA5
990 Cylinder SCP KA	LY9-CYLSCKA1
990 Cylinder SCP KA	LY9-CYLSCKA2
990 Cylinder SCP KA	LY9-CYLSCKA3
990 Cylinder SCP KA	LY9-CYLSCKA4
990 Cylinder SCP KA	LY9-CYLSCKA5
990 Cylinder Keyed	LY9-CYL-PC-CKD
990 Cylinder SCP Keyed	LY9-CYLSCKD
Oval Cylinder 5 pin GR9 in MB	1000/CYL1GR9MBK
Oval Cylinder 5 pin GR9 in SC	1000/CYL1GR9SCK

991 & 995 MF Mortice Locks

Locks and Accessories

Back set: 23mm standard, 30mm and 38mm available. Door thickness: 32mm to 50mm. For cylinder options refer to page 47-50. Use with Legge 5300/5400 series.



991 MF

995 MF Lock

Mortice Locks

Description	Code
Legge 995 Narrow Stile Mortice Lock	
995 MF Mortice Lock 23mm back set	L95MF5
995 MF Mortice Lock 30mm back set	L95MF530
995 MF Mortice Lock 38mm back set	L95MF538
Legge 991 Mortice Lock	
991 MF Mortice lock 60mm back set	L91MF5
Aluminium Fixing Tab	22MMFIXTAB

Cams and Adaptors

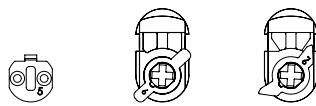
Description	Code
990-30 Cam #1	LY9-C1
990-30 Cam #2	LY9-C2
990 Cam #4L (990MF extended backsets only)	LY9-CA4L
990 Cam #4R (990MF extended backsets only)	LY9-CA4R
990-55 Cam #5	LY9-C5
991, 990, 995 Cam adaptor #6B	LY9-CA6B
991, 995 Cam adaptor #9A	LY9-CA9A
990-43 Cam adaptor #1A	LY9-CA1



LY9-C1

LY9-CA1

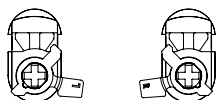
LY9-C2



LY9-C5

LY9-CA6B

LY9-CA9A



LY9-CA4L

LY9-CA4R

990MF Extended Backset only

To be used
with supplied
anti-lockout
screw

Spare Parts

Description	Code
995-FW Forend - wood door (faceplate) SCP	LY95-003S
995-FM Forend - metal door (faceplate) SCP	LY95-004S
990 MF Forend and Strike pack Matte Black	L990MB
995 MF Forend and Strike pack Matte Black	L995MMB
990 Cylinder - 6 pin C4 keyway (supplied with #2 cam standard) SCP	LY9-CYLS
990 Extended cylinder, up to 76mm thick door SCP	LY9-CYLEXTS
990 Extended cylinder, up to 76mm thick door Black	LY9-CYLEXTPC
995 Strike Plate	LY95-029S
995 Cylinder retaining screw	LY95-036
995 Strike box for metal door	LY95-060
995 Screw pack - wood door	LY95-082WS

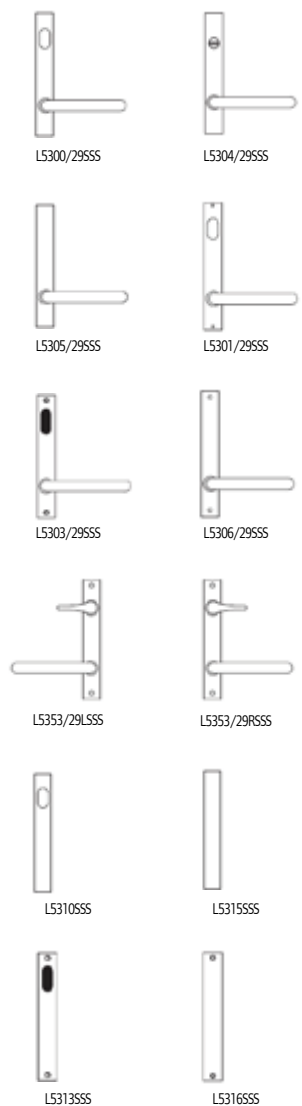
Alternative Strikes

Description	Code
SL40 40mm short lipped strike	LY9-SLS
LL50 50mm long lipped strike	LY9-LL50S
LL60 60mm long lipped strike	LY9-LL60S
LL70 70mm long lipped strike	LY9-LL70S
LL80 80mm long lipped strike	LY9-LL80S
LL90 90mm long lipped strike	LY9-LL90S

5300 Marine Series

Lever Furniture

Features & Benefits: 316 marine grade stainless steel. Door thickness: 32mm to 55mm. 75mm screw supplied with external furniture. External screws to suit 56mm to 75mm available on request. Warranty: 30 year mechanical and finish.



5300 Marine Series

Description	Code
Alpha External Plate with Cylinder Hole	L5300/29SSS
Alpha External Plate with Emergency Release	L5304/29SSS
Alpha External Plain Plate Furniture	L5305/29SSS
Alpha Internal Plate with Cylinder Hole	L5301/29SSS
Alpha Internal Plate with Turn	L5303/29SSS
Alpha Internal Plain Plate Furniture	L5306/29SSS
Alpha Internal Plate with Accessible Turn LH	L5353/29LSSS
Alpha Internal Plate with Accessible Turn RH	L5353/29RSSS
Bergen External Plate with Cylinder Hole	L5300/BS
Bergen External Plain Plate Furniture	L5305/BS
Bergen Internal Plate with Cylinder Hole	L5301/BS
Bergen Internal Plate with Turn	L5303/BS
Bergen Internal Plain Plate Furniture	L5306/BS
External Plate with Cylinder Hole	L5310SSS
External Plain Plate	L5315SSS
Internal Plate with Turn	L5313SSS
Internal Plain Plate	L5316SSS
Alpha External Plate with Cylinder Hole MB	L5300/29MB
Alpha External Plain Plate Furniture MB	L5305/29MB
Alpha Internal Plate with Cylinder Hole MB	L5301/29MB
Alpha Internal Plate with Turn MB	L5303/29MB
Alpha Internal Plain Plate Furniture MB	L5306/29MB
Bergen External Plate with Cylinder Hole	L5300/BPC
Bergen External Plain Plate Furniture	L5305/BPC
Bergen Internal Plate with Cylinder Hole	L5301/BPC
Bergen Internal Plate with Turn	L5303/BPC
Bergen Internal Plain Plate Furniture	L5306/BPC

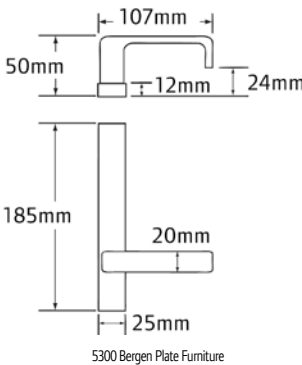
SSS = Satin Stainless Steel

MB = Matte Black

PC = Powder Coat



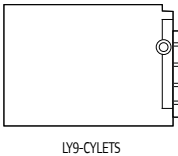
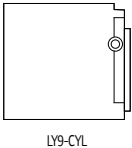
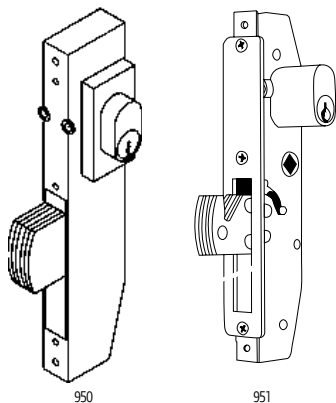
Minimum Backset: 23mm



950 Series

Narrow Stile Deadlock

For use with metal doors. Back set: 23mm Door Thickness: 32mm to 50mm Bolt throw: 950- 22mm, 36mm throw to suit double doors.



950 Series Narrow Stile Deadlocks

Description	Code
950L-1 Single cylinder with turn SCP	SCL10344
950L-3 Double cylinder SCP	SCL10347
951-1 Single cylinder with turn SCP	SCL10356
951-3 Double cylinder SCP	SCL10359
951-5 Single cylinder without turn SCP	SCL10357
951-7 Turn without cylinder SCP	SCL10358
950/951 Lever Handle SCP	SCL10346

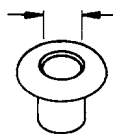
Cylinders (Standard Key Profiles - 6 PIN)

Description	Code
Oval cylinder - C4 Keyway CP	LY9-CYLC
Oval cylinder - C4 Keyway SCP	LY9-CYLS
Oval Cylinder 50mm Extended - C4 Keyway SCP	LY9-CYLETS

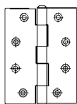
Flush Bolts and Hinges

Cabinet Hardware

General Hardware Warranty: 10 years



L1760ALY



L13221SSS

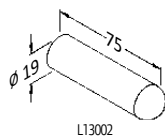
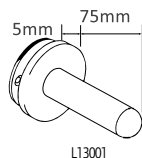
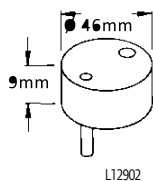
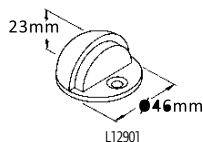
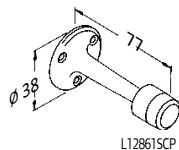
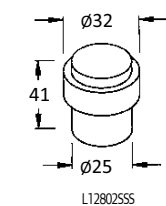


L13225SSS-FP

Description	Finish	Code
Legge Commercial Flush Bolt Accessories		
Top hat ferrule 1760 shoot to suit 1901, 12mm shoot	ALUM	L1760ALY
Legge Commercial Hinges (Each)*		
13221 Stainless steel broad butt hinges button tipped. Thickness 2.5mm. Fixed Pin		
100 x 75	SSS	L13221SSS-02FP
100 x 100	SSS	L13221SSS-04FP
100 x 75	MB	L13221MB-02FP
100 x 100	MB	L13221MB-04FP
13221 Stainless Steel broad butt hinges button tipped. Thickness 2.5mm. Loose pin		
100 x 75	SSS	L13221SSS-01LP
100 x 100	SSS	L13221SSS-03LP
100 x 75	MB	L13221MB-01LP
100 x 100	MB	L13221MB-03LP
13225 Stainless Steel "Fast Fix" Hinge. Button Tipped. Ball Bearing Hinges. Thickness 2.5mm. Fixed Pin		
100 x 70 T1 = Suit Metal	SSS	L13225SSS-FP-T1
100 x 70 T2 = Suit Timber	SSS	L13225SSS-FP-T2
100 x 70 T1 = Suit Metal MB	MB	L13225MB-FP-T1
100 x 70 T2 = Suit Timber MB	MB	L13225MB-FP-T2

12000 and 13000 Series

Door Stops



12000 and 13000 Series Door Stops

Description	Finish	Code
12802 Door Stop		
With screws	SSS	L12802SSS
12861 Wall Mounted Door Stop		
77mm	SCP	L12861SCP
12901 Floor Mounted Dome Door Stop		
Mounted Dome Door Stop	CP	L12901CP
12902 Nu Stop Spacer		
9mm	CP	L12902CP
	SCP	L12902SCP
13001 Door Stop		
Concealed Fixing Projection with fixing plate – 80mm	SSS	L13001SSS
13002 Door Stop		
Projection – 75mm	PSS	L13002PSS
	SSS	L13002SSS
13004 Door Stop		
Projection – 75mmw with screws	SSS	L13004SSS
13005 Hold Open Door Stop		
Hold Open Door Stop	SCP	L13005SCP

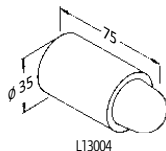






Image: Schlage Omnia

Index

Product Range

Entrance Handle

Tubular 316 Stainless Steel Entrance Handle

Sc134	Andor Entrance Pull Handle
Sc134	Capri Entrance Pull Handle
Sc134	Corfu Entrance Pull Handle
Sc134	Dego Entrance Pull Handle
Sc134	Silvi Entrance Pull Handle
Sc134	Trento Entrance Pull Handle

Schlage Electronic Solutions

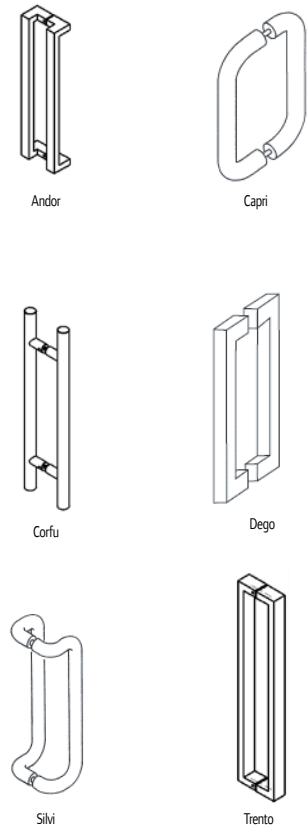
Sc135	Schlage 2.0 Remote Window Winder
Sc135	Schlage Omnia Fire Rated Lock

Tubular

316 Stainless Steel Entrance Handle

Schlage Tubular Stainless Steel Entrance Handles. Warranty: 10 years Door thickness: Suits timber or metal doors from 35mm to 50mm Glass doors from 8mm to 12mm Includes: Single and BTB fixings sold in pairs. Construction: Tubular 316 Grade stainless steel.

Entrance Handles



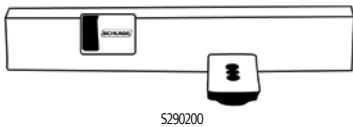
Description	Code
Andor Entrance Pull Handle	
325mm length, 300mm fixing centres	S316-1-325-SSS
425mm length, 400mm fixing centres	S316-1-425-SSS
625mm length, 600mm fixing centres	S316-1-625-SSS
825mm length, 800mm fixing centres	S316-1-825-SSS
Capri Pull Handles	
332mm length, 300mm fixing centres	S316-6-332-SSS
482mm length, 450mm fixing centres	S316-6-482-SSS
632mm length, 600mm fixing centres	S316-6-632-SSS
Corfu Entrance Pull Handle	
600mm length, 400mm fixing centres	S316-7-600-SSS
800mm length, 600mm fixing centres	S316-7-800-SSS
1000mm length, 800mm fixing centres	S316-7-1000-SSS
1200mm length, 1000mm fixing centres	S316-7-1200-SSS
Dego Pull Handle	
325mm length, 300mm fixing centres	S316-2-325-SSS
475mm length, 450mm fixing centres	S316-2-475-SSS
625mm length, 600mm fixing centres	S316-2-625-SSS
825mm length, 800mm fixing centres	S316-2-825-SSS
Silvi Pull Handle	
332mm length, 300mm fixing centres	S316-8-332-SSS
482mm length, 450mm fixing centres	S316-8-482-SSS
632mm length, 600mm fixing centres	S316-8-632-SSS
Trento Pull Handle	
620mm length, 600mm fixing centres	S316-4-620-SSS

SSS in code denotes satin stainless steel finish

MB will change to matte black

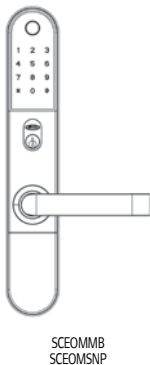
PC will change to powder coat

Schlage Electronic Solutions



Schlage Remote 2.0 Window Winder

Description	Code
Schlage Remote 2.0 Winder Black	S29020056SC
Schlage Remote 2.0 Winder Aluline	S29020099SC
Schlage Remote 2.0 Winder White	S29020098SC
Schlage Remote 2.0 Wall Controller	S29028098



Schlage Omnia Fire Rated Lock

Description	Code
Schlage Omnia Black	SCEOMMB
Schlage Omnia SNP	SCEOMSNP
Schlage Omnia Keypad	SCEOMKPC
Schlage Breeze Wi-Fi Bridge	SCEBRZGW
Schlage Breeze Encoder	SCEBRZENC
Schlage Omnia + 991 Entry Lock MB	SCEOM99MB
Schlage Omnia + 991 Entry Lock SNP	SCEOM99SNP
Schlage Omnia + 991 + Extended cyl Entry Lock MB	SCEOM99XMB
Schlage Omnia + 991 + Extended cyl Entry Lock SNP	SCEOM99XSNP
Schlage Omnia + 991 Entry Lock MB Keyed	SCEOM99MBK
Schlage Omnia + 991 Entry Lock SNP Keyed	SCEOM99SNPK
Schlage Omnia + 991 + Extended cyl Entry Lock MB Keyed	SCEOM99XMBK
Schlage Omnia + 991 + Extended cyl Entry Lock SNP Keyed	SCEOM99XSNPK



Support at every step

With a portfolio of leading Australian and global brands, Allegion is able to assist you at every step of your project.

Our local team of experienced consultants and technical experts provide trusted advice to help successfully and proudly deliver projects with a focus on compliance, speed and operational efficiency.

From specification, to installation and maintenance, we can help

- Free hardware specifications through our industry leading platform, Overtur™
- Nationwide team of hardware consultants
- A dedicated Technical Support Hub to answer your technical queries
- Review of hardware submittals
- CPD-certified training
- Expert product training
- Compliance to building, life-safety and accessibility codes
- Job site reviews, and pre and post installation inspections
- Market leading warranties and after sales support
- Keying schedules specific to each project's requirements



Allegion's brands offer pioneering solutions

Schlage electronic access control

Legge commercial mechanical hardware

Overtur™ specification collaboration platform

Brio sliding and folding hardware

Briton door controls

Gainsborough residential hardware

LCN door closers

Von Duprin exit devices

When you partner with Allegion, you receive:

- **A dedicated resource**
A highly experienced team of Consultants located around the country
- **Flexible solutions**
Scalable solutions for any business need or budget
- **Technical support hub**
A team located in Australia to support you with your most complex technical queries or training support
- **Compliant solutions**
A range of products to meet Australian security, accessibility and fire standards.

Sales support **1800 098 094** or info.au@allegion.com

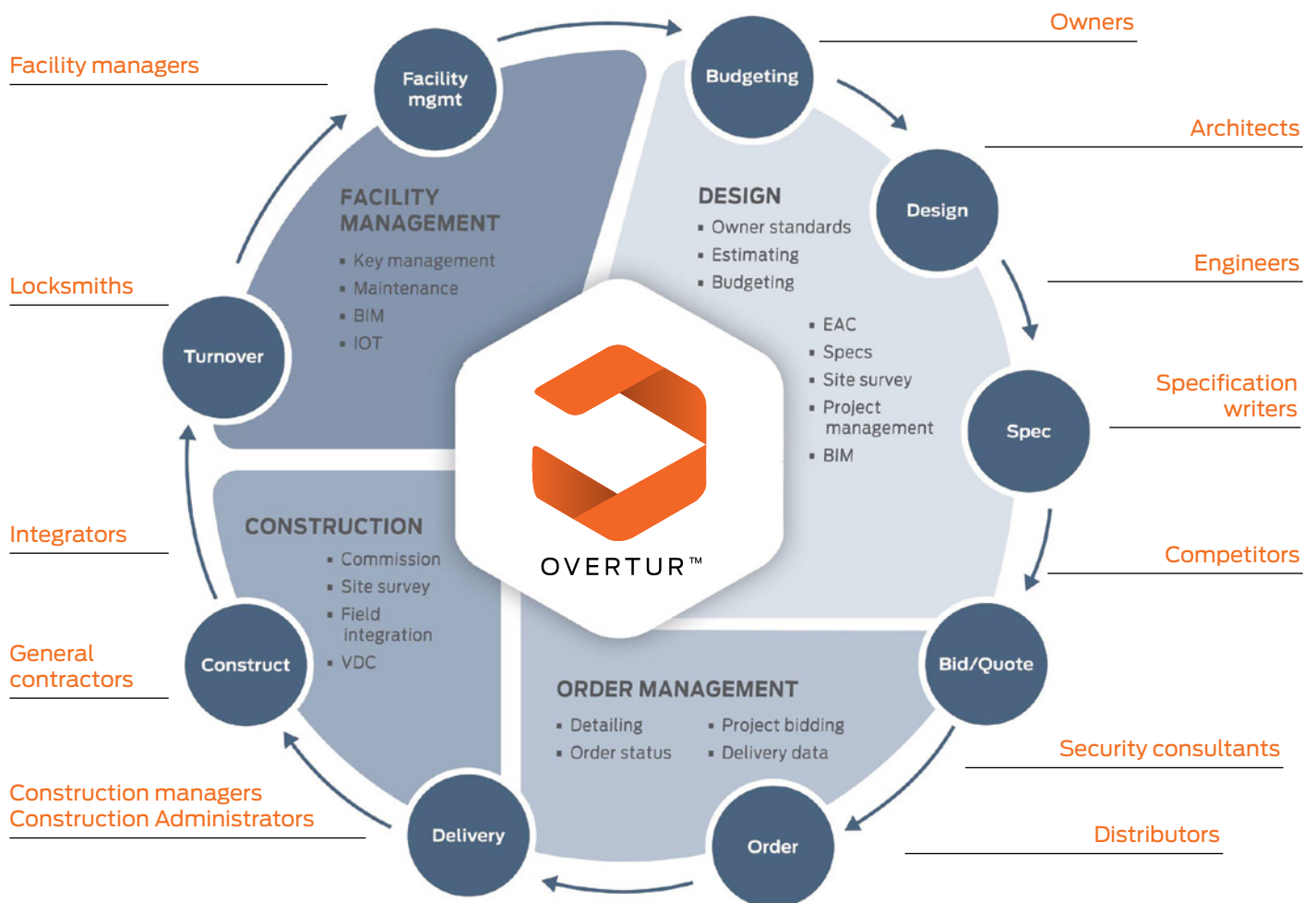
Technical support hub **1300 898 596** or techsupport.au@allegion.com

All in one place

Allegion's Overtur is an integrated cloud-based solution that enables architects, builders and suppliers to review, maintain and share door hardware specifications and security requirements.



Four Cores of Overtur



Scan to learn more
about Overtur

Terms and Conditions

1. Definitions

- 1.1. "Seller" means Allegion (Australia) Pty Ltd, its successors and assigns or any person acting on behalf of and with the authority of Allegion (Australia) Pty Ltd.
- 1.2. "Buyer" means the person/s or any person acting on behalf of and with the authority of the Buyer requesting the Seller to provide the Services as specified in any proposal, quotation, order, invoice or other documentation, and:
 - (a) if there is more than one Buyer, is a reference to each Buyer jointly and severally; and
 - (b) if the Buyer is a part of a Trust, shall be bound in their capacity as a trustee; and
 - (c) includes the Buyer's executors, administrators, successors and permitted assigns.
- 1.3. "Goods" means all Goods or Services supplied by the Seller to the Buyer at the Buyer's request from time to time (where the context so permits the terms 'Goods' or 'Services' shall be interchangeable for the other).
- 1.4. "Confidential Information" means any information supplied by the Seller to the Buyer and any confidential information of the Seller that comes into the possession of the Buyer in connection with this Agreement, including without limitation the terms of this Agreement, other than information that is generally available in the public domain (without unauthorised disclosure under this Agreement) other than through breach of this Agreement by the Buyer.
- 1.5. "Agreement" means the terms and conditions contained herein, together with any Quotation, order, invoice or other document or amendments expressed to be supplemental to this Agreement. If there are any inconsistencies between the incorporated documentation (including, but not limited to, any special terms or conditions), then any conflicting term or condition contained in any Quotation, order, invoice or other document, or amendments expressed to be supplemental to this Agreement, shall prevail.
- 1.6. "Price" means the Price payable (plus any Goods and Services Tax ("GST") where applicable) for the Goods as agreed between the Seller and the Buyer in accordance with clause 5 below and shall be in Australian Dollars (\$AU), unless otherwise specified.
- 1.7. "GST" means Goods and Services Tax as defined within the "A New Tax System (Goods and Services Tax) Act 1999" (Cth).

2. Acceptance

- 2.1. The Buyer is taken to have exclusively accepted and is immediately bound, jointly and severally, by these terms and conditions if the Buyer places an order for or accepts delivery of the Goods.
- 2.2. These terms and conditions of this Agreement may only be amended with the consent of both parties in writing and shall prevail to the extent of any inconsistency with any other schedule or document pertaining to this Agreement between the Buyer and the Seller.
- 2.3. None of the Seller's agents or representatives are authorised to make any representations, statements, conditions or agreements not expressed by the manager of the Seller in writing nor is the Seller bound by any such unauthorised statements.

- 2.4. The Buyer acknowledges that:

- (a) all descriptive specifications, illustrations, drawings, data, dimensions and weights stated in the Seller's fact sheets, price lists or advertising material, are approximate only and are given by way of identification only. The Buyer shall not be entitled to rely on such information, and any use of such does not constitute a sale by description, and does not form part of the Agreement, unless expressly stated as such in writing by the Seller;
- (b) while the Seller may have provided information or figures to the Buyer regarding the performance of the Goods, the Buyer acknowledges that the Seller has given these in good faith and are estimates based on the prescribed standards.

- 2.5. The Buyer acknowledges and accepts that:

- (a) the Buyer shall be responsible for ensuring that the Goods ordered are suitable for their intended use;
- (b) the supply of Goods on credit shall not take effect until the Buyer has completed a credit application with the Seller and it has been approved with a credit limit established for the account;
- (c) in the event that the supply of Goods request exceeds the Buyer's credit limit and/or the account exceeds the payment terms, the Seller reserves the right to refuse delivery and/or request an alternative payment method;
- (d) the supply of Goods for accepted orders may be subject to availability and if, for any reason, Goods are not or cease to be available, the Seller reserves the right to vary the Price with alternative Goods as per clause 5.2, subject to prior confirmation and agreement of both parties. The Seller also reserves the right to halt all Services until such time as the Seller and the Buyer agree to such changes. The Seller shall not be liable to the Buyer for any loss or damage the Buyer suffers due to the Seller exercising its rights under this clause; and
- (e) changes in regulations or decisions made by local authorities may alter necessary specifications and therefore costs that are unforeseen in order to satisfy such changes in regulations or decisions and this will be invoiced as a variation;
- (f) the Price stated will remain fixed for an initial period of twelve (12) months from the date of this Agreement and will then be subject to revision on the basis of the movement in the Consumer Price Index (CPI).

- 2.6. The commencement date shall be the date of the first delivery of the Services, or from the date of signing, whichever, is the earlier. Fixed

Price Agreements shall be for the period ("initial term") as agreed between both parties and shall revert to a monthly roll over basis automatically (subject to clause 2.5(f)), thereafter, unless agreed otherwise until terminated by either party by giving at least one (1) months required notice as defined in the Agreement prior to the expiration date of the initial term or any additional term.

- 2.7. In the event that the Goods and/or Services provided by the Seller are the subject of an insurance claim that the Buyer has made, then the Buyer shall be responsible for the payment of any monies payable to the insurance company and agrees to honour their obligation for payment for such transactions invoiced by the Seller and shall ensure payment is made by the due date irrespective of whether the insurance claim is successful.

- 2.8. Electronic signatures shall be deemed to be accepted by either party providing that the parties have complied with Section 9 of the Electronic Transactions Act 2000 (NSW & SA), the Electronic Transactions Act 2001 (ACT), the Electronic Transactions (Victoria) Act 2000, the Electronic Transactions (Northern Territory) Act 2000, Section 14 of the Electronic Transactions (Queensland) Act 2001, Section 7 of the Electronic Transactions Act 2000 (TAS), Section 10 of the Electronic Transactions Act 2011 (WA), Section 226 of the Contract Commercial Law Act 2017 (NZ) (whichever is applicable), or any other applicable provisions of that Act or any Regulations referred to in that Act.
- 3. Errors and Omissions**
- 3.1. The Buyer acknowledges and accepts that the Seller shall, without prejudice, accept no liability in respect of any alleged or actual error(s) and/or omission(s):
- (a) resulting from an inadvertent mistake made by the Seller in the formation and/or administration of this Agreement; and/or
 - (b) contained in/omitted from any literature (hard copy and/or electronic) supplied by the Seller in respect of the Services.
- 3.2. In the event such an error and/or omission occurs in accordance with clause 3.1, and is not attributable to the negligence and/or wilful misconduct of the Seller; the Buyer shall not be entitled to treat this Agreement as repudiated nor render it invalid.
- 4. Change in Control**
- 4.1. The Buyer shall give the Seller not less than fourteen (14) days prior written notice of any proposed change of ownership of the Buyer and/or any other change in the Buyer's details (including but not limited to, changes in the Buyer's name, address, contact phone or fax number/s, change of trustees or business practice). The Buyer shall be liable for any loss incurred by the Seller as a result of the Buyer's failure to comply with this clause.
- 5. Price and Payment**
- 5.1. At the Seller's sole discretion, the Price shall be either:
- (a) as indicated on any invoice provided by the Seller to the Buyer; or
 - (b) the Price as at the date of delivery of the Goods according to the Seller's current price list; or
 - (c) the Seller's quoted price (subject to clause 5.2) which will be valid for the period stated in the quotation or otherwise for a period of thirty (30) days.
- 5.2. The Seller reserves the right to change the Price:
- (a) if a variation to the Goods which are to be supplied is requested; or
 - (b) if a variation to the Services originally scheduled (including any applicable plans or specifications) is requested; or
 - (c) if during the course of the Services, the Goods are not or cease to be available from the Seller's third-party suppliers, then the Seller reserves the right to provide alternative Goods; or
 - (d) in the event of increases to the Seller in the cost of labour or materials (including, but not limited to, any variation as a result of fluctuations in currency exchange rates and/or international freight and insurance charges, of stock or increases to the Seller in the cost of taxes, duties and levies, etc.) which are beyond the Seller's control.
- 5.3. Variations will be charged for on the basis of the Seller's quotation, and will be detailed in writing, and shown as variations on the Seller's invoice. The Buyer shall be required to respond to any variation submitted by the Seller within ten (10) working days. Failure to do so will entitle the Seller to add the cost of the variation to the Price. Payment for all variations must be made in full at the time of their completion.
- 5.4. Time for payment for the Goods being of the essence, the Price will be payable by the Buyer on the date/s determined by the Seller, which may be:
- (a) on Delivery of the Goods;
 - (b) thirty (30) days following the end of the month in which a statement is posted to the Buyer's address or address for notices;
 - (c) the date specified on any invoice or other form as being the date for payment; or
 - (d) failing any notice to the contrary, the date which is seven (7) days following the date of any invoice given to the Buyer by the Seller.
- 5.5. Any discounts applicable to the Price shall become null and void if payment is not made by the due date stated on the invoice and/or statement.
- 5.6. Payment may be made by cheque, bank cheque, electronic/on-line banking, credit card (a surcharge may apply per transaction), or by any other method as agreed to between the Buyer and the Seller.
- 5.7. The Buyer acknowledges and agrees that any purchases made on credit with the Seller, must reach a minimum of one hundred fifty (\$150.00 GST excl) dollars per order. At the Seller's discretion, failure to comply may result in the Seller's reserving the right to charge a minimum order processing fee of fifteen (\$15.00 GST excl) dollars that shall be invoiced for that order.
- 5.8. Payment may be made by cash, cheque, bank cheque, electronic/on-line banking, or by any other method as agreed to between the Buyer and the Seller.
- 6. Delivery of Goods**
- 6.1. Delivery ("Delivery") of the Goods is taken to occur at the time that:
- (a) the Buyer or the Buyer's nominated carrier takes possession of the Goods at the Seller's address; or
 - (b) the Seller (or the Seller's nominated carrier) delivers the Goods to the Buyer's nominated address even if the Buyer is not present at the address.
- 6.2. At the Seller's sole discretion, the cost of delivery is either included or is in addition to the Price, subject to:
- (a) orders to the value of \$150.00 net Price and over will have standard freight prepaid to the Buyer's nominated address for orders accepted by the Seller. Orders to the value of less than \$150.00 net Price with standard freight will be charged \$30+GST as freight & processing charge
 - (b) orders where overnight, weekend, or special Delivery is requested, will have freight quoted and charged to the Buyer;
 - (c) the Buyer must take Delivery by receipt or collection of the Goods whenever they are tendered for Delivery. In the event that the Buyer is unable to take Delivery of the Goods as arranged, then the Seller shall be entitled to charge a reasonable fee for redelivery and/or storage.
- 6.3. The Seller may deliver the Goods in separate instalments. Each separate instalment shall be invoiced and paid in accordance with the provisions in these terms and conditions.
- 6.4. Any time specified by the Seller for delivery of the Goods is an estimate only. The Buyer must take delivery by receipt or collection of the Goods whenever they are tendered for delivery. The Seller will not be liable for any loss or damage incurred by the Buyer as a result of delivery being late.
- 7. Risk**
- 7.1. Risk of damage to or loss of the Goods passes to the Buyer on Delivery and the Buyer must insure the Goods on or before Delivery.

- 7.2. If any of the Goods are damaged or destroyed following delivery but prior to ownership passing to the Buyer, the Seller is entitled to receive all insurance proceeds payable for the Goods. The production of these terms and conditions by the Seller is sufficient evidence of the Seller's rights to receive the insurance proceeds without the need for any person dealing with the Seller to make further enquiries.
- 7.3. If the Buyer requests the Seller to leave Goods outside the Seller's premises for collection or to deliver the Goods to an unattended location, then such Goods shall be left at the Buyer's sole risk.
- 8. Title**
- 8.1. The Seller and the Buyer agree that ownership of the Goods shall not pass until:
- (a) the Buyer has paid the Seller all amounts owing to the Seller; and
 - (b) the Buyer has met all of its other obligations to the Seller.
- 8.2. Receipt by the Seller of any form of payment other than cash shall not be deemed to be payment until that form of payment has been honoured, cleared or recognised.
- 8.3. It is further agreed that, until ownership of the Goods passes to the Buyer in accordance with clause 8.1:
- (a) the Buyer is only a bailee of the Goods and must return the Goods to the Seller on request;
 - (b) the Buyer holds the benefit of the Buyer's insurance of the Goods on trust for the Seller and must pay to the Seller the proceeds of any insurance in the event of the Goods being lost, damaged or destroyed;
 - (c) the Buyer must not sell, dispose, or otherwise part with possession of the Goods other than in the ordinary course of business and for market value. If the Buyer sells, disposes or parts with possession of the Goods then the Buyer must hold the proceeds of any such act on trust for the Seller and must pay or deliver the proceeds to the Seller on demand;
 - (d) the Buyer should not convert or process the Goods or intermix them with other goods but if the Buyer does so then the Buyer holds the resulting product on trust for the benefit of the Seller and must sell, dispose of or return the resulting product to the Seller as it so directs;
 - (e) the Buyer irrevocably authorises the Seller to enter any premises where the Seller believes the Goods are kept and recover possession of the Goods;
 - (f) the Seller may recover possession of any Goods in transit whether or not delivery has occurred;
 - (g) the Buyer shall not charge or grant an encumbrance over the Goods nor grant nor otherwise give away any interest in the Goods while they remain the property of the Seller;
 - (h) the Seller may commence proceedings to recover the Price of the Goods sold notwithstanding that ownership of the Goods has not passed to the Buyer.
- 9. Personal Property Securities Act 2009 ("PPSA")**
- 9.1. In this clause financing statement, financing change statement, security agreement, and security interest has the meaning given to it by the PPSA.
- 9.2. Upon assenting to these terms and conditions in writing the Buyer acknowledges and agrees that these terms and conditions constitute a security agreement for the purposes of the PPSA and creates a security interest in all Goods and/or collateral (account) – being a monetary obligation of the Buyer to the Seller for Services – that have previously been supplied and that will be supplied in the future by the Seller to the Buyer.
- 9.3. The Buyer undertakes to:
- (a) promptly sign any further documents and/or provide any further information (such information to be complete, accurate and up-to-date in all respects) which the Seller may reasonably require to;
 - (b) register a financing statement or financing change statement in relation to a security interest on the Personal Property Securities Register;
 - (c) register any other document required to be registered by the PPSA; or
 - (d) correct a defect in a statement referred to in clause 9.3(a)(i) or 9.3(a)(ii);
 - (e) indemnify, and upon demand reimburse, the Seller for all expenses incurred in registering a financing statement or financing change statement on the Personal Property Securities Register established by the PPSA or releasing any Goods charged thereby;
 - (f) not register a financing change statement in respect of a security interest without the prior written consent of the Seller;
 - (g) not register, or permit to be registered, a financing statement or a financing change statement in relation to the Goods and/or collateral (account) in favour of a third party without the prior written consent of the Seller;
 - (h) immediately advise the Seller of any material change in its business practices of selling the Goods which would result in a change in the nature of proceeds derived from such sales.
- 9.4. The Seller and the Buyer agree that sections 96, 115 and 125 of the PPSA do not apply to the security agreement created by these terms and conditions.
- 9.5. The Buyer waives their rights to receive notices under sections 95, 118, 121(4), 130, 132(3)(d) and 132(4) of the PPSA.
- 9.6. The Buyer waives their rights as a grantor and/or a debtor under sections 142 and 143 of the PPSA.
- 9.7. Unless otherwise agreed to in writing by the Seller, the Buyer waives their right to receive a verification statement in accordance with section 157 of the PPSA.
- 9.8. The Buyer must unconditionally ratify any actions taken by the Seller under clauses 9.3 to 9.5.
- 9.9. Subject to any express provisions to the contrary (including those contained in this clause 9), nothing in these terms and conditions is intended to have the effect of contracting out of any of the provisions of the PPSA.
- 10. Security and Charge**
- 10.1. In consideration of the Seller agreeing to supply the Goods, the Buyer charges all of its rights, title and interest (whether joint or several) in any land, realty or other assets capable of being charged, owned by the Buyer either now or in the future, to secure the performance by the Buyer of its obligations under these terms and conditions (including, but not limited to, the payment of any money).
- 10.2. The Buyer indemnifies the Seller from and against all the Seller's costs and disbursements including legal costs on a solicitor and own client basis incurred in exercising the Seller's rights under this clause.
- 10.3. The Buyer irrevocably appoints the Seller and each director of the Seller as the Buyer's true and lawful attorney/s to perform all necessary acts to give effect to the provisions of this clause 10 including, but not limited to, signing any document on the Buyer's behalf.

11. **Defects, Warranties and Returns, Competition and Consumer Act 2010 (CCA)**
 - 11.1. The Buyer must inspect the Goods on delivery and must within fourteen (14) days of delivery notify the Seller in writing of any evident defect/damage, shortage in quantity, or failure to comply with the description or quote. The Buyer must notify any other alleged defect in the Goods as soon as reasonably possible after any such defect becomes evident. Upon such notification the Buyer must allow the Seller to inspect the Goods.
 - 11.2. Under applicable State, Territory and Commonwealth Law (including, without limitation the CCA), certain statutory implied guarantees and warranties (including, without limitation the statutory guarantees under the CCA) may be implied into these terms and conditions (Non- Excluded Guarantees).
 - 11.3. The Seller acknowledges that nothing in these terms and conditions purports to modify or exclude the Non-Excluded Guarantees.
 - 11.4. Except as expressly set out in these terms and conditions or in respect of the Non-Excluded Guarantees, the Seller makes no warranties or other representations under these terms and conditions including but not limited to the quality or suitability of the Goods. The Seller's liability in respect of these warranties is limited to the fullest extent permitted by law.
 - 11.5. If the Buyer is a consumer within the meaning of the CCA, the Seller's liability is limited to the extent permitted by section 64A of Schedule 2.
 - 11.6. If the Seller is required to replace the Goods under this clause or the CCA, but is unable to do so, the Seller may refund any money the Buyer has paid for the Goods.
 - 11.7. If the Buyer is not a consumer within the meaning of the CCA, the Seller's liability for any defect or damage in the Goods is:
 - (a) limited to the value of any express warranty or warranty card provided to the Buyer by the Seller at the Seller's sole discretion;
 - (b) limited to any warranty to which the Seller is entitled, if the Seller did not manufacture the Goods;
 - (c) otherwise negated absolutely.
 - 11.8. Subject to this clause 11, returns will only be accepted provided that:
 - (a) the Buyer has complied with the provisions of clause 11.1; and
 - (b) the Seller has agreed that the Goods are defective; and
 - (c) the Goods are returned within a reasonable time (being fourteen (14) from the Delivery Date) at the Buyer's cost (if that cost is not significant); and
 - (d) the Goods are returned in as close a condition to that in which they were delivered as is possible.
 - 11.9. Notwithstanding clauses 11.1 to 11.8 but subject to the CCA, the Seller shall not be liable for any defect or damage which may be caused or partly caused by or arise as a result of:
 - (a) the Buyer failing to properly maintain or store any Goods;
 - (b) the Buyer using the Goods for any purpose other than that for which they were designed;
 - (c) the Buyer continuing the use of any Goods after any defect became apparent or should have become apparent to a reasonably prudent operator or user;
 - (d) the Buyer failing to follow any instructions or guidelines provided by the Seller;
 - (e) fair wear and tear, any accident, or act of God.
 - 11.10. The Seller may in its absolute discretion accept non-defective Goods for return in which case the Seller may require the Buyer to pay handling fees of up to twenty percent (20%) of the value of the returned Goods plus any freight costs.
 - 11.11. Notwithstanding anything contained in this clause if the Seller is required by a law to accept a return then the Seller will only accept a return on the conditions imposed by that law.
 - 11.12. Subject to clause 11.1, customised, or non-stocklist items or Incidental Items made or ordered to the Buyer's specifications are not acceptable for credit or return.
12. **Intellectual Property**
 - 12.1. Where the Seller has designed, drawn or developed Goods for the Buyer, then the copyright in any designs and drawings and documents shall remain the property of the Seller. Under no circumstances may such designs, drawings and documents be used without the express written approval of the Seller.
 - 12.2. The Buyer warrants that all designs, specifications or instructions given to the Seller will not cause the Seller to infringe any patent, registered design or trademark in the execution of the Buyer's order and the Buyer agrees to indemnify the Seller against any action taken by a third party against the Seller in respect of any such infringement.
 - 12.3. The Buyer agrees that the Seller may (at no cost) use for the purposes of marketing or entry into any competition, any documents, designs, drawings or Goods which the Seller has created for the Buyer.
13. **Default and Consequences of Default**
 - 13.1. Interest on overdue invoices shall accrue daily from the date when payment becomes due, until the date of payment, at a rate of two and a half percent (2.5%) per calendar month (and at the Seller's sole discretion such interest shall compound monthly at such a rate) after as well as before any judgment.
 - 13.2. If the Buyer owes the Seller any money the Buyer shall indemnify the Seller from and against all costs and disbursements incurred by the Seller in recovering the debt (including but not limited to internal administration fees, legal costs on a solicitor and own client basis, the Seller's contract default fee, and bank dishonour fees).
 - 13.3. Further to any other rights or remedies the Seller may have under this Agreement, if a Buyer has made payment to the Seller, and the transaction is subsequently reversed, the Buyer shall be liable for the amount of the reversed transaction, in addition to any further costs incurred by the Seller under this clause 13 where it can be proven that such reversal is found to be illegal, fraudulent or in contravention to
 - 13.4. the Buyer's obligations under this Agreement.
 - 13.5. Without prejudice to the Seller's other remedies at law the Seller shall be entitled to cancel all or any part of any order of the Buyer which remains unfulfilled and all amounts owing to the Seller shall, whether or not due for payment, become immediately payable if:
 - (a) any money payable to the Seller becomes overdue, or in the Seller's opinion the Buyer will be unable to make a payment when it falls due;
 - (b) the Buyer has exceeded any applicable credit limit provided by the Seller;
 - (c) the Buyer becomes insolvent, convenes a meeting with its creditors or proposes or enters into an arrangement with creditors, or makes an assignment for the benefit of its creditors; or
 - (d) a receiver, manager, liquidator (provisional or otherwise) or similar person is appointed in respect of the Buyer or any asset of the Buyer.

14. Cancellation
 - 14.1. Without prejudice to any other remedies the Seller may have, if at any time the Buyer is in breach of any obligation (including those relating to payment) under these terms and conditions the Seller may suspend or terminate the supply of Goods to the Buyer. The Seller will not be liable to the Buyer for any loss or damage the Buyer suffers because the Seller has exercised its rights under this clause.
 - 14.2. Either party may terminate this Agreement by providing the other party with a minimum of thirty (30) days' notice in writing, subject to:
 - (a) where the Seller cancels any Agreement to which these terms and conditions apply or cancels Delivery of Goods at any time before the Goods are delivered, then upon giving such notice the Seller shall repay to the Buyer any money paid by the Buyer for the Goods. The Seller shall not be liable for any loss or damage whatsoever arising from such cancellation; and
 - (b) where the Buyer cancels Delivery of Goods, then the Buyer shall be liable for any and all loss incurred (whether direct or indirect) by the Seller as a direct result of the cancellation (including, but not limited to, any loss of profits). All current invoices issued up to and including the cancellation date shall become immediately due and payable.
 - 14.3. Cancellation of orders for Goods made to the Buyer's specifications, or for non-stocklist items, will definitely not be accepted once production has commenced, or an order has been placed.
15. **Compliance with Laws**
 - 15.1. Both the Buyer and the Seller agree that they will at all times ensure that they comply with the provisions of all statutes, regulations and bylaws of government, local and other public authorities that may be applicable to the Services, including occupational health and safety laws, and any other relevant safety standards or legislation.
 - 15.2. In advertising, marketing, promoting, sales and installation of the Goods and in carrying on the Buyer's business, each Buyer, its owners, officers, directors, employees or agents (collectively and individually in this clause "Buyer") must comply with its, his or her obligations under the law including without limitation, the Buyer must not:
 - (a) make any untrue or misleading statement relating to the Seller, its goods and services including the Goods, its business or its practices;
 - (b) pay, offer or promise to pay, or authorise the payment of, any monies or anything of value, directly or indirectly, to any government official or employee, any official or employee of a state-run or state-owned or controlled enterprise or entity, any official or employee of a public international organisation, any candidate for political or public office, any official or employee of any political party, or any family member or relative of such persons or any political party for the purpose of influencing any act or decision of any such official, employee, candidate, political party, enterprise or entity, public organisation, or government to obtain or retain business, or direct business to any person or entity, or for any other improper advantage or purpose, and in the event the Buyer breaches its, his or her obligations under this clause, the Seller may immediately terminate this Agreement and the Buyer shall indemnify and hold harmless the Seller against any and all claims, losses, damages, penalties or fines related to such breach of the Agreement.
16. **Confidentiality**
 - 16.1. Each party agrees to treat all information and ideas communicated by the other party confidential and each agrees not to divulge it to any third party, without the other party's written consent, other than:
 - (a) as required by law (in which case it must simultaneously be advised to the other respective contracted party of such disclosure); or
 - (b) to the extent necessary to perform its obligations under this Agreement.
 - 16.2. The quotation and the information contained in the quotation provided by the Seller to the Buyer is done so on a "commercial in confidence" basis thereby, the Buyer agrees not to reproduce or provide said information in any manner to any third party without the prior written approval of the Seller.
17. **Privacy Act 1988**
 - 17.1. The Buyer agrees for the Seller to obtain from a credit reporting body (CRB) a credit report containing personal credit information (e.g. name, address, D.O.B, occupation, previous credit applications, credit history) about the Buyer in relation to credit provided by the Seller.
 - 17.2. The Buyer agrees that the Seller may exchange information about the Buyer with those credit providers and with related body corporates for the following purposes:
 - (a) to assess an application by the Buyer; and/or
 - (b) to notify other credit providers of a default by the Buyer; and/or
 - (c) to exchange information with other credit providers as to the status of this credit account, where the Buyer is in default with other credit providers; and/or
 - (d) to assess the creditworthiness of the Buyer including the Buyer's repayment history in the preceding two (2) years.
 - 17.3. The Buyer consents to the Seller being given a consumer credit report to collect overdue payment on commercial credit.
 - 17.4. The Buyer agrees that personal credit information provided may be used and retained by the Seller for the following purposes (and for other agreed purposes or required by):
 - (a) the provision of Goods; and/or
 - (b) analysing, verifying and/or checking the Buyer's credit, payment and/or status in relation to the provision of Goods; and/or
 - (c) processing of any payment instructions, direct debit facilities and/or credit facilities requested by the Buyer; and/or
 - (d) enabling the collection of amounts outstanding in relation to the Goods.
 - 17.5. The Seller may give information about the Buyer to a CRB for the following purposes:
 - (a) to obtain a consumer credit report;
 - (b) allow the CRB to create or maintain a credit information file about the Buyer including credit history.
 - 17.6. The information given to the CRB may include:
 - (a) personal information as outlined in 17.1 above;
 - (b) name of the credit provider and that the Seller is a current credit provider to the Buyer;
 - (c) whether the credit provider is a licensee;
 - (d) type of consumer credit;
 - (e) details concerning the Buyer's application for credit or commercial credit (e.g. date of commencement/termination of the credit account and the amount requested);
 - (f) advice of consumer credit defaults, overdue accounts, loan repayments or outstanding monies which are overdue by more than sixty (60) days and for which written notice for request of payment has been made and debt recovery action commenced or alternatively that the Buyer no longer has any overdue accounts and the Seller has been paid or otherwise discharged and all details surrounding that discharge (e.g. dates of payments);

- (g) information that, in the opinion of the Seller, the Buyer has committed a serious credit infringement;
 - (h) advice that the amount of the Buyer's overdue payment is equal to or more than one hundred and fifty dollars (\$150).
- 17.7. The Buyer shall have the right to request (by e-mail) from the Seller:
- (a) a copy of the information about the Buyer retained by the Seller and the right to request that the Seller correct any incorrect information; and
 - (b) that the Seller does not disclose any personal information about the Buyer for the purpose of direct marketing.
- 17.8. The Seller will destroy personal information upon the Buyer's request (by e-mail) or if it is no longer required unless it is required in order to fulfil the obligations of this Agreement or is required to be maintained and/or stored in accordance with the law.
- 17.9. The Buyer can make a privacy complaint by contacting the Seller via e-mail. The Seller will respond to that complaint within seven (7) days of receipt and will take all reasonable steps to make a decision as to the complaint within thirty (30) days of receipt of the complaint. In the event that the Buyer is not satisfied with the resolution provided, the Buyer can make a complaint to the Information Commissioner at www.oaic.gov.au.

18. Service of Notices

- 18.1. Any written notice given under this Agreement shall be deemed to have been given and received: (a) by handing the notice to the other party, in person;
- (b) by leaving it at the address of the other party as stated in this Agreement;
 - (c) by sending it by registered post to the address of the other party as stated in this Agreement;
 - (d) if sent by facsimile transmission to the fax number of the other party as stated in this Agreement (if any), on receipt of confirmation of the transmission;
 - (e) if sent by email to the other party's last known email address.
- 18.2. Any notice that is posted shall be deemed to have been served, unless the contrary is shown, at the time when by the ordinary course of post, the notice would have been delivered.

19. Trusts

- 19.1. If the Buyer at any time upon or subsequent to entering in to the Agreement is acting in the capacity of trustee of any trust ("Trust") then whether or not the Seller may have notice of the Trust, the Buyer covenants with the Seller as follows:
- (a) the Agreement extends to all rights of indemnity which the Buyer now or subsequently may have against the Trust and the trust fund;
 - (b) the Buyer has full and complete power and authority under the Trust to enter into the Agreement and the provisions of the Trust do not purport to exclude or take away the right of indemnity of the Buyer against the Trust or the trust fund. The Buyer will not release the right of indemnity or commit any breach of trust or be a party to any other action which might prejudice that right of indemnity;
 - (c) the Buyer will not without consent in writing of the Seller (the Seller will not unreasonably withhold consent), cause, permit, or suffer to happen any of the following events:
 - the removal, replacement or retirement of the Buyer as trustee of the Trust;
 - any alteration to or variation of the terms of the Trust;
 - any advancement or distribution of capital of the Trust; or
 - any resettlement of the trust property.

20. General

- 20.1. Any dispute or difference arising as to the interpretation of these terms and conditions or as to any matter arising hereunder, shall be submitted to, and settled by, arbitration in accordance with the Commercial Arbitration Act 2010 or its replacement(s).
- 20.2. The failure by either party to enforce any provision of these terms and conditions shall not be treated as a waiver of that provision, nor shall it affect that party's right to subsequently enforce that provision. If any provision of these terms and conditions shall be invalid, void, illegal or unenforceable the validity, existence, legality and enforceability of the remaining provisions shall not be affected, prejudiced or impaired.
- 20.3. These terms and conditions and any contract to which they apply shall be governed by the laws of Country, City, State, Territory in which the
- 20.4. Seller's premises are located and the parties submit to the non-exclusive jurisdiction of the courts of that Country, City, State or Territory. However, in the event of a dispute that deems necessary for the matter to be referred to a Magistrates or higher Court then jurisdiction will be subject to the Melbourne Courts in the state of Melbourne in which the Seller has its principal place of business.
- 20.5. Subject to clause 11, the Seller shall be under no liability whatsoever to the Buyer for any indirect and/or consequential loss and/or expense (including loss of profit) suffered by the Buyer arising out of a breach by the Seller of these terms and conditions (alternatively the Seller's liability shall be limited to damages which under no circumstances shall exceed the Price of the Goods).
- 20.6. The Seller may licence and/or assign all or any part of its rights and/or obligations under this Agreement without the Buyer's consent.
- 20.7. The Buyer cannot licence or assign without the written approval of the Seller.
- 20.8. The Buyer agrees that the Seller may amend their general terms and conditions for subsequent future Agreements with the Buyer by disclosing such to the Buyer in writing. These changes shall be deemed to take effect from the date on which the Buyer accepts such changes, or otherwise at such time as the Buyer makes a further request for the Seller to provide Goods to the Buyer.
- 20.9. Neither party shall be liable for any default due to any act of God, war, terrorism, strike, lock-out, industrial action/riot/civil commotion, robbery, fire, flood, storm, or other event beyond the reasonable control of either party, and the Seller:
- (a) shall not be liable for any claims for non-fulfilment or late Delivery should actual Delivery (or any parts) be delayed in consequence of unforeseen events under this clause 20.8 and unforeseen breakdown of machinery (save where caused by improper maintenance or operation by untrained personnel), suspension of electricity or other relevant power supply adverse non-foreseeable weather conditions, action of government or port authority, delay of vessel, railroad embargoes, in ability to obtain transportation facilities or due to failure of an original equipment manufacturer to supply components by the due date; and
 - (b) shall be entitled (at its option) to terminate this Agreement or extend the time for performance.
- 20.10. Both parties warrant that they have the power to enter into this Agreement and have obtained all necessary authorisations to allow them to do so, they are not insolvent, and that this Agreement creates binding and valid legal obligations on them.

About Allegion™

Allegion (NYSE: ALLE) is a global pioneer in seamless access, with leading brands like CISA®, Interflex®, LCN®, Schlage®, SimonsVoss® and Von Duprin®. Focusing on security around the door and adjacent areas, Allegion secures people and assets with a range of solutions for homes, businesses, schools and institutions. Allegion had \$3.8 billion in revenue in 2024, and its security products are sold around the world.

For more, visit www.allegion.com.au

Brio ■ <FSH> ■ *Gainsborough* ■ LEGGE ■ SCHLAGE