



# Brio<sup>®</sup>

## TOP HUNG STRAIGHT SLIDING SYSTEMS

For panels from 60kg to 400kg





Brio stands for high-quality, sliding and folding door hardware which is expertly designed, assembled and tested, in Australia. Our products breathe light into buildings by bringing the outdoors in, opening up spaces and creating havens.

We have a passion for turning design ideas into functional solutions, whether connecting living spaces with beautiful vistas or providing flexible work areas for classrooms and offices.

As part of the Allegion family of brands, Brio has local expertise backed by global resources which is why Brio is a leader in door hardware solutions. It is why we are the trusted choice time after time.

## Sliding solutions

From family homes to high performance workplaces, sliding systems are the secret to transforming and maximising any space. Brio's straight sliding systems are designed to be quiet, safe and easy to use with hangers featuring precision bearings, set and forget locking technology and eliminating fiddly, loose components.

Our Quick Run system is designed for interior sliding doors up to 120kg in weight, while the Pro Run systems are designed for internal or external doors up to 200kg and 400kg. These systems can be used in both residential and commercial environments and suit a range of door and shutter constructions such as timber, aluminium, and composite materials. Whether face fixed to a reveal or mounted into a recess for a streamline solution, track configurations allow for single panels sliding, dual panels bi-parting or multiple parallel tracks for bypassing and stacking openings.

Systems are also designed to operate with Brio's soft close accessories which can be used with doors as heavy as 300kg. The neat design allows our soft closers to be housed inside the track, ensuring minimum clearances between track and panel are maintained while doors close quietly and safely.

Brio's variety of hanger and guide choices means our systems can be used in a range of applications:

- Internal pocket doors
- External shutters
- Room dividers
- Patio and balcony doors
- Large glazed facades

Austral Lock, also part of the Allegion family of brands, has proudly manufactured market leading locking solutions in Australia for over 40 years. Specialising in securing windows and doors, Austral Lock complements Brio's sliding systems perfectly. Together, Brio and Austral Lock provide a comprehensive hardware package that ensures seamless performance, enhanced security, and style for any sliding door application.





# Quick Run 120

Suitable for aluminium and timber panels up to 120kg, this system provides quick and easy installation with secure hanger plate locking for peace of mind. The four engineered polymer, conical shaped wheels provide whisper quiet operation while the precision steel bearings allow fingertip control. The unique design ensures a straight running panel and lower operating force.

Purchased as components or in convenient kits, Quick Run systems use the adjustable clip stop 120CS to secure panels as standard but can easily integrate with the 120SCT soft close for superior operation. Additional accessories include a track fascia to dress face fixed systems and our telescopic kits which allow multiple panels to traverse an opening in synchronisation, perfect for wide openings and room dividers. Also available is Brio's simultaneous kit which connects two bi-parting panels to open and close in unison, creating a truly grand entrance.

Brio Quick Run 120 hangers offer three versatile designs which when combined with our multiple track and guide options, provide a solution for every application. All Quick Run 120 tracks are available in 25µm clear anodising for improved corrosion performance.

## Specifications








Max panel weight:	120kg
Min panel thickness:	28mm
Max panel width:	1500mm*
Max panel height:	3000mm
Application:	Internal

\*Minimum panel width 900mm for double soft close

## Optional Accessories

Soft close:	120SCT (40-120kg panel)
Telescopic:	TEL/2 (Max panel weight 120kg) TEL/3 (Max panel weight 100kg)
Simultaneous:	SIM/2 (Max panel weight 120kg)
Track fascia (for 120E track only):	123
Door collector:	924-DC
Flush bolt:	456RSN (non-locking) 456RESN-1 (locking)
Longer lengths available	

## Common Application Solutions

Aluminium glazing	Surface mount multiple stacking	Zero clearance pocket door
 120C track designed to integrate with ceiling tiles	 120E track can be soffit or face fixed, operates with telescopic & simultaneous kits and 123 fascia	 120F track can be flush mounted for a clean look
 58JNP hanger designed for aluminium panel recess installation	 57JNP hanger for quick and easy, surface mount installation	 61JNP hanger provides minimal clearance between track and panel
 105AA guide with built in adjustment for aluminium panels	 106A/94 guide designed for multiple panels	 94PPA channel suitable for 104W/94 (shown), 106A/94 and 106E/94 guides

Multiple configurations available for each application solution



Photography by Amir Prestige





Designed by Shaun Lockyer Architects, photography by Scott Burrows Photography

## Pro Run 200 & 400

The Pro Run systems are the most versatile and robust of all the Brio straight sliding options. Designed for both internal and external use, they feature the versatility and engineering of Quick Run but can accommodate aluminium and timber panels from 120kg to 400 kg. This capacity makes Pro Run ideal for larger glazed openings, with uninterrupted views while protecting spaces from the elements.

Hanger bodies are cast stainless steel and use six precision stainless steel bearings which have a larger wheel diameter, providing even smoother operation. For safety and control, a dampener stop comes as standard with an optional, market leading, soft close for panels up to 300kg.

These systems are also compatible with the Brio telescopic and simultaneous kits, but for external sliding doors which connect indoor living to outdoor spaces, Brio's 612 Insect Screen seamlessly integrates to provide discreet but effective protection from uninvited pests. To complete the full system with secure locking and stylish door furniture, use Austral Lock's Virtus mortice sliding door lock and one of the many options from the Forge and Verta furniture ranges.



300-SC  
Soft Close



400-DS  
Dampener Stop



57SS/M  
Surface mount



58SS/M  
Recessed mount



61SS/M  
Zero clearance

### Specifications

<b>Max panel weight:</b>	200kg and 400kg
<b>Min panel thickness:</b>	40mm
<b>Max panel width:</b>	2500mm*
<b>Max panel height:</b>	3300mm
<b>Application:</b>	Internal and external

\*Minimum panel width 1200mm for double soft close

### Optional Accessories

<b>Soft close:</b>	200-SC (Panel weight 120-200kg) 300-SC (Panel weight 201-300kg)
<b>Telescopic:</b>	TEL/2 (Max panel weight 120kg) TEL/3 (Max panel weight 100kg)
<b>Simultaneous:</b>	SIM/2 (Max panel weight 120kg)
<b>Track fascia: (for 400E track only):</b>	403E

<b>612 insect screen:</b>	
3200mm H x 4500mm W	
Black PC screen	RSDL32-45PBK
Black PC frame	KIT-12-TPBK

2400mm H x 2000mm W	RSDL24-20PBK
Black PC screen	KIT-6-TPBK
Black PC frame	

Other sizes and colours available

<b>Virtus mortice sliding door lock:</b>	
40mm backset lock body	MSDL40AS

<b>Furniture:</b>	
Zinc, powder coat finishes	Forge
Stainless steel, SS & PVD	Verta
Black finishes	

Other versions available



# Specifications

Systems	Quick Run 120	Pro Run 200	Pro Run 400
<b>Hangers</b>			
Timber & metal panels - recessed plate	58JNP	58SS/M	58SS/M
Timber & metal panels - surface mount, auto latching	57JNP	57SS/M	57SS/M
Timber & metal panels - surface mount	-	57SS/MN	57SS/MN
Timber & metal panels - zero clearance	61JNP	61SS/M	61SS/M
Timber panels - angle frame	-	52SS/M	52SS/M
Metal panel - long bolt	-	56SS/ML	56SS/ML
<b>Tracks, fascias and channel</b>			
Track for integrating with ceiling tiles (4m code shown)	120C-A40	-	-
Track with groove for weatherstrip, fascia or TEL/SIM accessories (4m code shown)	120E-A40	-	400E-A40
Track for square underside (4m code shown)	120F-A40	200F-A40	400F-A40
Track end caps pair	-	400F-EC	400F-EC
Anodised aluminium fascia suitable for 120E tracks (4m code shown)	123-40CA	123-40CA	123-40CA
Anodised aluminium fascia suitable for 400E tracks (4m code shown)	403E-40CA	403E-40CA	403E-40CA
Polypropylene & anodised aluminium channel (4m code shown)	94PPA-A40	94PPA-A40	94PPA-A40
<b>Guides</b>			
Timber panels - nylon guide	101N	-	-
Timber multiple panels - adjustable guide, T-slot	106AT	106AT	106AT
Aluminium panels - adjustable guide	105AA	105AA	105AA
Pocket door guide with bearing (use with 94PPA channel)	104W/94PR	104W/94PR	104W/94PR
Recess or surface mount plate with bearing (use with 94PPA channel)	106E/94	106RB/94	106RB/94
Multiple panels - adjustable guide with bearing (use with 94PPA channel)	106A/94	106A/94	106A/94
Timber panels - angle frame (use with 52SS/M and 94PPA channel)	-	21RB/94	21RB/94
<b>Accessories</b>			
Clip Stop (120kg), Dampener Stop (200 & 400kg)	120CS	200DS	400DS
Soft Close	120SCT	200-SC	300-SC
Door Collector	924-DC	-	-
Single face fix bracket	1SS/250	1SS/250	1SS/250
Double face fix bracket	5SS/120	5SS/250	5SS/250

Locking					
Flush Bolts	190mm	190mm Locking	450mm	600mm	1000mm
Round top, PVD brass	456RPVDB	456REPVDB-1	456RLPVDB	456RLXPVDB-600	-
Round top, PVD black	456RPVDR	456REPVDR-1	456RLPVDR	456RLXPVDR-600	-
Round top, satin nickel	456RSN	456RESN-1	456RLSN	456RLXSN-600	456RLXSN-1000
Mortice sliding solutions from <a href="#">Austral Lock</a>					
Virtus Mortice Sliding Door Lock	28mm Backset		40mm Backset		
Standard strike	<a href="#">MSDL28AS</a>		<a href="#">MSDL40AS</a>		
Low profile strike	<a href="#">MSDL28AL</a>		<a href="#">MSDL40AL</a>		
Sliding Door Furniture	Furniture only		Kits with 28mm backset lock		
	Back to Back	Single Side Fix	Back to Back	Single Side Fix	
Forge, flush pull, powder coat black	<a href="#">FSDFPB2-B</a>	<a href="#">FSDFPSF-B</a>	<a href="#">FSD28FPB2-B</a>	<a href="#">FSD28FPSF-B</a>	
Forge, inline pull handle, powder coat black	<a href="#">FSDILB2-B</a>	<a href="#">FSDILSF-B</a>	<a href="#">FSD28ILB2-B</a>	<a href="#">FSD28ILSF-B</a>	
Forge, offset pull handle, powder coat black	<a href="#">FSDPHB2-B</a>	<a href="#">FSDPHSF-B</a>	<a href="#">FSD28PHB2-B</a>	<a href="#">FSD28PHSF-B</a>	
Verta, flush pull, 316 stainless steel	<a href="#">VI5002-S</a>	<a href="#">VI5102-S</a>	<a href="#">VSD28FPB2-S</a>	<a href="#">VSD28FPSF-S</a>	
Verta, offset pull handle, 316 stainless steel	<a href="#">VI5000-S</a>	<a href="#">VI5100-S</a>	<a href="#">VSD28PHB2-S</a>	<a href="#">VSD28PHSF-S</a>	
For other finishes, backsets and function variants, you can view all product codes in our <a href="#">Allegion OEM Product Guide</a>					

<b>Euro Cylinders (fixed cam, 5 pin) from Austral Lock</b>					
	<b>Colour</b>	<b>70mm C4 Keyway</b>	<b>70mm GR9 Keyway</b>	<b>80mm C4 Keyway</b>	<b>80mm GR9 Keyway</b>
Double cylinder, keyed alike	PVD Black	AAF705C4MB/KA	AAF705GMB/KA	AAF805C4MB/KA	AAF805GMB/KA
	Satin Chrome	AAF705C4SC/KA	AAF705GSC/KA	AAF805C4SC/KA	AAF805GSC/KA
Double cylinder with thumb turn, keyed alike	PVD Black	AAF705C4TTMB/KA	AAF705GTTMB/KA	AAF805C4TTMB/KA	AAF805GTTMB/KA
	Satin Chrome	AAF705C4TTSC/KA	AAF705GTTSC/KA	AAF805C4TTSC/KA	AAF805GTTSC/KA



All rights reserved. Material and design specification subject to change without notice. Product colour reproduction is as near to actual product colour as production methods allow. Warning: Products in this brochure are the subject of registered designs and patents. This brochure relates to Australian products only and some product, design or specifications may differ in other countries.

## Allegion Australia

Freephone 1800 098 094  
 Freefax 1800 098 095  
 Email [info.au@allegion.com](mailto:info.au@allegion.com)  
[www.allegion.com.au](http://www.allegion.com.au)

## Allegion New Zealand

Freephone 0800 447 869  
 Freefax 0800 447 868  
 Email [nzinfo@allegion.com](mailto:nzinfo@allegion.com)  
[www.allegion.co.nz](http://www.allegion.co.nz)

999/BB\_THSS\_R2  
 © 2025 Allegion

