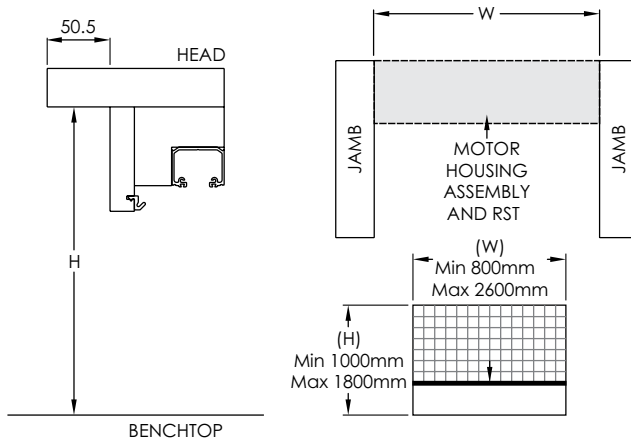


Screen sizes:

Height - screen reduces in height to the size of the next smallest screen.

Width - each screen can be cut down by up to 200mm.
e.g a 2000mm wide screen can be installed in an opening that is between 1800mm - 2000mm wide.



Codes:

Screen + Frame Kit:

RSWA-12-20,BK

BK (powder coat black),

Screen frame width (W)

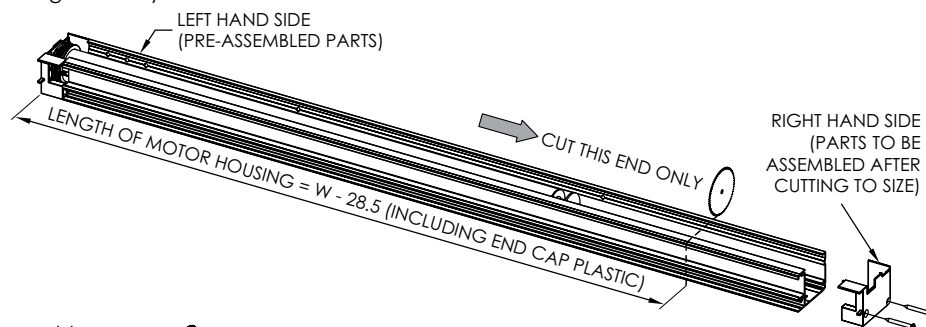
Screen frame height (H)

Brio 312 Automated

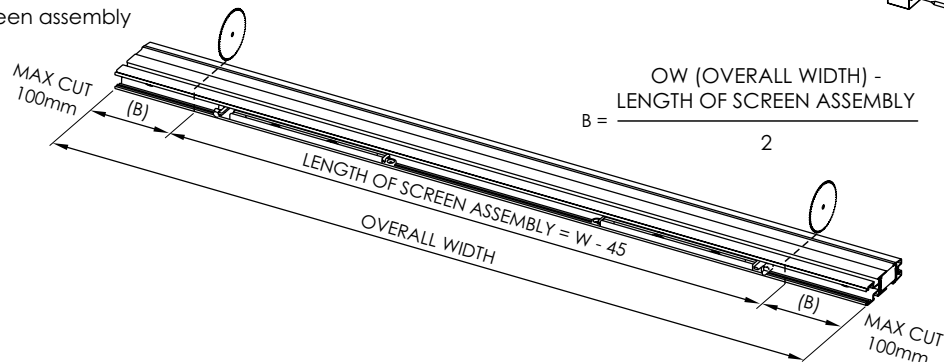
Pleated Insect Screen

Frame + Screen Kit Installation Overview:

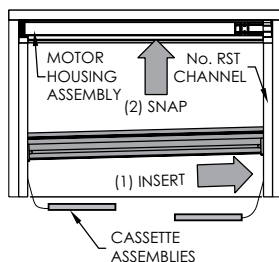
1. Cutting motor housing assembly



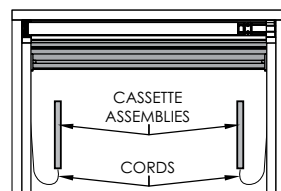
2. Cutting screen assembly



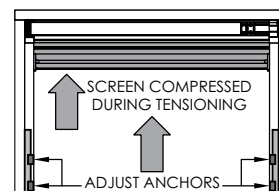
3. Install screen assembly



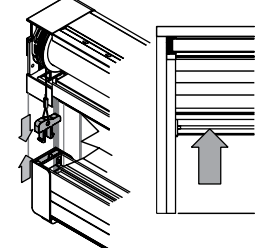
4. Install cassette



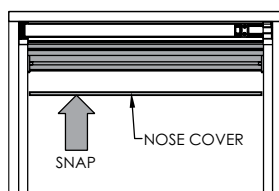
5. Tension cords



6. Connect screen to motor



7. Fit nose cover



8. Program motor with remote

