

# 991 Series - Specification chart



## 991 Multi-function mortice lock (991MF)

Specifically designed for the Australasian market, the 991 multi-function case and reversible stainless steel latch bolt, allow easy conversion between functions and handing, without disassembly. Accompanied by a 30-year warranty, it is ideally suited for commercial, industrial, institutional and government buildings, where durability and security are of major importance.

- Meets Australian Lock Standard (AS 4145.2-2008) S7, S8\* and SL8\* for physical security, and DB durability
- Tested rigorously in accelerated wear tests of up to 500,000 cycles
- Lock case made of high purity zinc alloy. Bolt, sub bolt and forends are made of stainless steel
- Anti-lockout feature can be configured on installation
- Deadlatching engages when door is in closed position
- Reversible bolt for handing
- Accepts bolt-through fixing from 41 – 51mm diagonal and 38 – 41mm for horizontal fixing door furniture
- Split spindle - follower accepts 7.6 – 8mm spindles with no adjustment needed




**Door type** Timber or metal  
**Door thickness** 32 – 50mm (extended spindles available for thick doors)  
**Backset** 60mm (extended backsets refer Legge 990MF)  
**Fire rated** Up to four hours fire rating\*\*

\* When installed with door furniture and anti-drill cylinder  
 \*\* Refer to door manufacturer

### Selection procedure

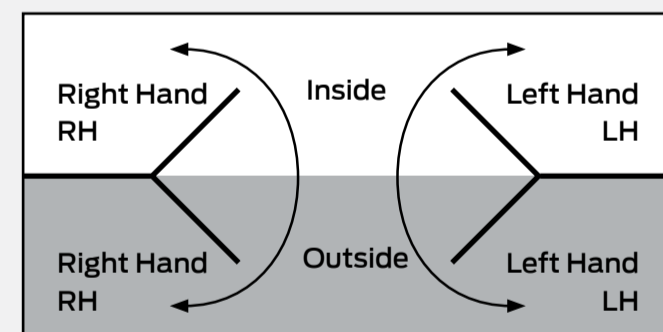
- Select series according to general function e.g. V Series – Vestibule function
- Select required key function e.g. No outside key
- Select final lock function e.g. Exit latch
- Select desired door furniture and finish. Found in the Allegion Commercial Guide e.g. 503/125B (Legge 500 Series), Leonardo (lever design), Satin Brass (finish)



### Functions

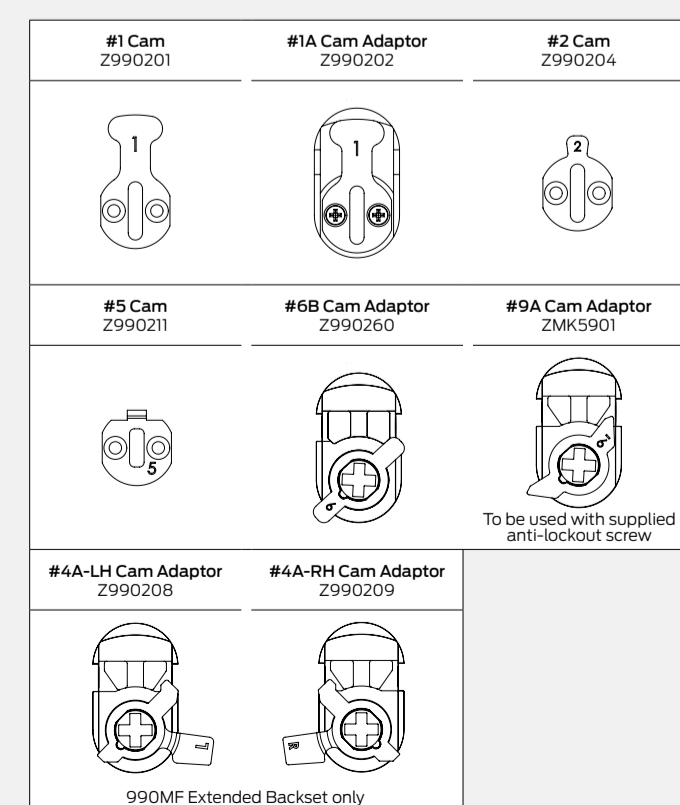
To convert the 991MF lock case to specific functions you will require the appropriate cams/cam adaptors (shown below). Vestibule and Combination locks convert to V and C series respectively, with the exception of Passage (C57) and Exit (V55) locks (no locking bar).

### Handing



### Cams and adaptors

The required cam number for each function is shown next to the cylinder or turn in the chart adjacent. Orders for configured locks are supplied with indicated cam(s) and adaptor(s).



### Extended backsets

- If an extended backset is required for a vestibule or combination function, the 990MF V or C mortice lock should be specified.
- Legge 990MF will continue to be supplied for N Series nightlatch, D Series deadlock and S Series sliding door functions. Refer to [allegion.com.au](http://allegion.com.au) for configuration information on these options.

### 990MF specification

**Door type** Timber or metal  
**Door thickness** 32 – 50mm (extension kits available for thick doors)  
**Backset** 70mm, 89mm, and 127mm available (60mm refer to Legge 991MF)  
**Fire rated** Up to four hours fire rating\*\*

## V Series - Vestibule functions

### OUTSIDE KEY OPERATES BOLT AT ALL TIMES

Series	700	500	5300	5400	6000 7000	800
<b>Vestibule Lock / V1 (single entry)</b>						
Outside #1						
Inside #6B						
Operative except when locked by inside turn.	Turn locks & unlocks outside handle. Inside handle always operative.					
<b>Exterior and Exit Lock / V7</b>						
Outside #1						
Inside #2						
Operative except when locked by inside key.	Key locks & unlocks outside handle. Inside handle always operative.					
<b>Storeroom Lock / V9</b>						
Outside #1						
Inside						
Handle always inoperative.	Handle always operative.					

### OUTSIDE KEY LOCKS AND UNLOCKS OUTSIDE HANDLE

Series	700	500	5300	5400	6000 7000	800
<b>Vestibule Lock / V21</b>						
Outside #5						
Inside #6B						
Operative except when locked by outside key or inside turn.	Turn locks & unlocks outside handle. Inside handle always operative.					
<b>Anti-Lockout Lock / V25</b>						
Outside #5						
Inside #9A <sup>2</sup>						
Operative except when locked by outside key or inside turn.	Turn locks & unlocks outside handle. Inside handle always operative.					
<b>Office/Classroom Lock / V31</b>						
Outside #2						
Inside						
Operative except when locked by outside key.	Inside handle always operative.					

### NO OUTSIDE KEY

Series	700	500	5300	5400	6000 7000	800
<b>Exit Latch / V55</b>						
Outside						
Inside						
Handle always inoperative.	Inside handle always operative.					

Allegion New Zealand  
 Freephone 0800 477 869  
 Email [nzinfo@allegion.com](mailto:nzinfo@allegion.com)  
[www.allegion.co.nz](http://www.allegion.co.nz)

Allegion Australia  
 Freephone 1800 098 094  
 Email [info.au@allegion.com](mailto:info.au@allegion.com)  
[www.allegion.com.au](http://www.allegion.com.au)



999/LWC\_991  
 © 2023 Allegion

## C Series - Combination functions

### OUTSIDE KEY OPERATES BOLT AT ALL TIMES

Series	700	500	5300	5400	6000 7000	800
<b>Entry Lock / C1</b>						
Outside #1						
Inside #6B						
Both handles operative except when locked by inside turn.	Turn locks & unlocks both handles.					
<b>Shopfront Door Lock / C7</b>						
Outside #1						
Inside #2						
Both handles operative except when locked by inside key.	Key locks & unlocks both handles.					

### OUTSIDE KEY LOCKS AND UNLOCKS BOTH HANDLES

Series	700	500	5300	5400	6000 7000	800
<b>Entry Lock / C21</b>						
Outside #5						
Inside #6B						
Both handles operative except when locked by outside key or inside turn.	Turn locks & unlocks both handles.					
<b>Turn Entry Lock / C23</b>						
Outside #2						
Inside #1A						
Both handles operative except when locked by outside key.	Turn operates bolt at all times.					
<b>Double Cylinder Lock / C27</b>						
Outside #2						
Inside #2						
Both handles operative except when locked by inside or outside key.						
<b>Single Cylinder Lock / C31</b>						
Outside #2						
Inside						
Both handles operative except when locked by outside key.						

### NO OUTSIDE KEY

Series	700	500	5300	5400	6000 7000	800
<b>Privacy Lock / C33</b>						
Outside						
Inside #6B						
Operative except when locked by inside turn. Emergency button unlocks both handles.	Turn locks & unlocks both handles.					
<b>Passage Latch / C57</b>						
Outside						
Inside						
Always operative.	Always operative.					

3. 500, 700, 800 and 6000 series can be ordered to be indicating.  
 4. No locking bar installed during assembly.

\* Square 8000 series available  
 \*\* 7000 series 304SS substrate  
 All locks are shipped right handed